

CITRUS COUNTY COMMUNITY CHARITABLE FOUNDATION, INC.
AMENDED MONTHLY MEETING AGENDA
April 23, 2026

Mission Statement: The CCCCCF, Inc., is a non-profit 501(C)(3) entity, whose purpose is to award grants to groups and organizations that establish programs, research, or initiatives that promote the health or satisfy the medical needs of the residents of Citrus County, FL.

I. Call to Order

II. Welcome

- a. Moment of Silence
- b. Pledge of Allegiance

III. Attendance/Quorum

- a. Directors Present/Absent
- b. Quorum
- c. Legal Counsel
- d. Staff/Independent Consultants

IV. Legal Notice

Published on April 2, 2026 (3)

V. Approval of Meeting Agenda

- a. Changes or Modifications to Agenda (if any): *Addition of the packet for the Family Resource Center, The addition of the Nature Coast Reallocation request, and the Website Management Policy Review under New Business.*
- b. Poll / Disclosure of Conflicts of Interest (if any)

VI. Public Comment

(3 minutes for an individual; 5 minutes for organization/group representation)

VII. Executive Director's Report

VIII. Legal Council

IX. Consent Agenda

- a. Approval of March 26, 2026 Meeting Minutes (4)
- b. March 2026 Statement of Financial Position (For Acceptance)(6)
- c. March 2026 Statement of Activities (For Approval)(7)
- d. March 2026 Budget v. Actual (For Acceptance)(10)
- e. March 2026 Check Register (For Acceptance)
- f. Authorization of Payments (For Approval)(11)

CITRUS COUNTY COMMUNITY CHARITABLE FOUNDATION, INC.
AMENDED MONTHLY MEETING AGENDA
April 23, 2026

X. Unfinished

XI. New Business

- a. Grant Cycle 16 Applications (DropBox and Handout for Grants Committee recommendation)
- b. Re-allocation of Funds for Nature Coast
- c. Extension request for Family Resource Center (73)
- d. *Nature Coast request for reallocation of funds(76)*
- e. *Website Management Policy review (113)*
- f.

g.

XII. Committee Reports

- a. Investment Committee
 - i. Schwab Report (**12**)
 - ii. Mariner Quarterly Report (**18**)
- b. Grants Committee- No meeting
- c. Personnel Committee- No Meeting
- d. Fund Raising/ Ad Hoc Committee-No Meeting

XIII. Public Comment

(3 minutes for an individual; 5 minutes for organization/group representation)

XIV. Next Meeting Dates

- a. Regular Meeting of the Board, May 28, 2026
- b. Grants Committee TBD
- c. Investment Committee TBD
- d. Personnel Committee TDB September 2026
- e. AdHoc- Fund Raising Committee TBD

XV. Adjourn

MEETING NOTICE

A meeting of the **Board of Directors** of the Citrus County Community Charitable Foundation, Inc. will be held on **Thursday, April 23, 2026** at 6:00 pm in the Lecanto Government Building, Room 166, 3600 W Sovereign Path, Lecanto, FL 34461.

Meetings are open to the public and public input is welcome. Copies of the agenda for each meeting are available by emailing the Citrus County Community Charitable Foundation, Inc. Persons who require special accommodations under the American with Disabilities Act should contact the Citrus County Community Charitable Foundation, Inc. at executivedirector@ccccf.us. Additional information about the Foundation, Inc., and updates to meeting times, locations, or cancellations are available on the Foundation's website or by calling (352) 201-6142.

This notice informs and notifies the public that member(s) of the Citrus County Hospital Board may attend the above-listed meeting. The Citrus County Hospital Board will not vote or conduct business but may actively participate in the discussions.

Published April 2, 2026.

**CITRUS COUNTY COMMUNITY CHARITABLE FOUNDATION, INC.
MONTHLY MEETING AGENDA**

March 26, 2026

Mission Statement: The CCCCCF, Inc., is a non-profit 501(C)(3) entity, whose purpose is to award grants to groups and organizations that establish programs, research, or initiatives that promote the health or satisfy the medical needs of the residents of Citrus County, FL.

I. Call to Order: 6:02 pm

II. Welcome

- a. Moment of Silence
- b. Pledge of Allegiance

III. Attendance/Quorum

- a. Directors Present/Absent: *MHolder, FDiPiazza, RHolmes, CLizanich, ERubio, GGuidash, LCalodney, HDavis*
- b. Quorum: Yes
- c. Legal Counsel: JRey
- d. Staff/Independent Consultants: CBarton

IV. Legal Notice

Published on March 19, 2026 **(3)**

V. Approval of Meeting Agenda

- a. Changes or Modifications to Agenda (if any)
- b. Poll / Disclosure of Conflicts of Interest (if any): ERubio sits on the board for PACE.

Motion to Accept the Meeting Agenda brought by ERubio with a 2nd by RHolmes and the vote being 7 for and 0 against the Motion.

VI. Public Comment

(3 minutes for an individual; 5 minutes for organization/group representation)

VII. Executive Director's Report (4)

VIII. Legal Council (5)

IX. Consent Agenda

- a. Approval of January 29, 2026 and February 26, 2026 Meeting Minutes **(6)**
- b. February 2026 Statement of Financial Position (For Acceptance)**(11)**
- c. February 2026 Statement of Activities (For Approval)(12)
- d. February 2026 Budget v. Actual (For Acceptance)(15)
- e. February 2026 Check Register (For Acceptance)
- f. Authorization of Payments (For Approval)(17)

**CITRUS COUNTY COMMUNITY CHARITABLE FOUNDATION, INC.
MONTHLY MEETING AGENDA**

March 26, 2026

Motion to Accept the Consent Agenda brought by ERubio with a 2nd by HDavis and the vote being 7 for and 0 against the Motion.

X. Unfinished

XI. New Business

a. Pace Sponsorship Request (18)

Motion to Accept the PACE Sponsorship in the amount of \$5,000 request brought by FDiPiazza with a 2nd by HDavis and the vote being 7 for and 0 against the Motion.

Motion to Move the amount of \$15,000 from advertising to community events brought by HDavis with a 2nd by LCalodney and the vote being 7 for and 0 against the Motion.

b. Hopes and Dreams Sponsorship Request (20)

Motion to Deny the Hopes and Dreams Sponsorship brought by HDavis with a 2nd by FDiPiazza and the vote being 7 for and 0 against the Motion.

Erubio spoke with the board regarding the last CCHB meeting and the conversation regarding the Tail Insurance Policy and the ability of the board to take the money that would be used to pay the \$0 deductible and set it aside for the possibility of suit. The general consensus was for the board to allow Dr. Fallows to go to the CCHB meeting and get more information regarding the information.

XII. Committee Reports

a. Investment Committee

i. Scwab Report (**22**)

b. Grants Committee- No meeting

c. Personnel Committee- No Meeting

d. Fund Raising/ Ad Hoc Committee-No Meeting

XIII. Public Comment

(3 minutes for an individual; 5 minutes for organization/group representation)

XIV. Next Meeting Dates

a. Regular Meeting of the Board, April 23, 2026

b. Grants Committee- April 16, 2026

c. Investment Committee TBD

d. Personnel Committee TDB- September 2026

e. AdHoc- Fund Raising Committee- TBD

XV. Adjourn: 7:05 pm

CITRUS COUNTY COMMUNITY CHARITABLE FOUNDATION, INC.

Statement of Financial Position

04/11/26

As of March 31, 2026

Accrual Basis

	Mar 31, 26
ASSETS	
Current Assets	
Checking/Savings	
Cash & cash equivalents	
Operating - checking	52,052.35
Investment - cash	0.24
Total Cash & cash equivalents	52,052.59
Total Checking/Savings	52,052.59
Total Current Assets	52,052.59
Other Assets	
Investment securities	
Schwab Exchange Traded Funds	15,663,793.54
Total Investment securities	15,663,793.54
Total Other Assets	15,663,793.54
TOTAL ASSETS	15,715,846.13
LIABILITIES & EQUITY	
Liabilities	
Current Liabilities	
Credit Cards	
Bancorp South	978.65
Total Credit Cards	978.65
Other Current Liabilities	
Payroll Liabilities	49.00
Total Other Current Liabilities	49.00
Total Current Liabilities	1,027.65
Total Liabilities	1,027.65
Equity	
Net Assets	
Without Donor Restriction-Grant	2,263,064.72
Without Donor Restriction-Oper	208,673.00
With Donor Restrictions	10,655,589.08
Total Net Assets	13,127,326.80
Net Income	2,587,491.68
Total Equity	15,714,818.48
TOTAL LIABILITIES & EQUITY	15,715,846.13

CITRUS COUNTY COMMUNITY CHARITABLE FOUNDATION, INC.

Statement of Activities by Class

October 2025 through March 2026

04/11/26

Accrual Basis

	Operating Fund	Grant Fund	Principal Fund	TOTAL
Ordinary Income/Expense				
Income				
Unexpended Funds Rolled Over	1,175,249.62	0.00	0.00	1,175,249.62
Assets released from restrictio	1,296,488.10	0.00	0.00	1,296,488.10
Total Income	2,471,737.72	0.00	0.00	2,471,737.72
Expense				
OPERATING EXPENDITURES				
Advertising				
Community Events				
Memberships	200.00	0.00	0.00	200.00
Community Events - Other	19,053.50	0.00	0.00	19,053.50
Total Community Events	19,253.50	0.00	0.00	19,253.50
Meeting Notice	390.25	0.00	0.00	390.25
Website	600.00	0.00	0.00	600.00
Total Advertising	20,243.75	0.00	0.00	20,243.75
Contract Services				
Consulting Services - Investmen	5,250.00	0.00	0.00	5,250.00
Legal Fees	15,000.00	0.00	0.00	15,000.00
Accounting Fees	8,820.00	0.00	0.00	8,820.00
Total Contract Services	29,070.00	0.00	0.00	29,070.00
Operations				
Bank Charges	5.65	0.00	0.00	5.65
Books, Subscriptions, Reference	30.00	0.00	0.00	30.00
Office Expense	468.40	0.00	0.00	468.40
Postage, Mailing Service	271.42	0.00	0.00	271.42
Software	497.85	0.00	0.00	497.85
Supplies	159.26	0.00	0.00	159.26
Telephone & Internet	743.33	0.00	0.00	743.33
Payroll Expenses				
Payroll Taxes	2,241.34	0.00	0.00	2,241.34
Payroll Wages	28,658.10	0.00	0.00	28,658.10
Payroll Expenses - Other	94.00	0.00	0.00	94.00
Total Payroll Expenses	30,993.44	0.00	0.00	30,993.44
Total Operations	33,169.35	0.00	0.00	33,169.35
Insurance				
General Liability	1,628.28	0.00	0.00	1,628.28
Insurance - Other	310.50	0.00	0.00	310.50
Total Insurance	1,938.78	0.00	0.00	1,938.78
Total OPERATING EXPENDITURES	84,421.88	0.00	0.00	84,421.88
PROGRAM SERVICE GRANTS				
Program Services				
Funding for Other Programs	350.00	60,000.00	0.00	60,350.00
Total Program Services	350.00	60,000.00	0.00	60,350.00
Total PROGRAM SERVICE GRANTS	350.00	60,000.00	0.00	60,350.00
Total Expense	84,771.88	60,000.00	0.00	144,771.88
Net Ordinary Income	2,386,965.84	-60,000.00	0.00	2,326,965.84
Other Income/Expense				
Other Income				
Interest Income	0.69	0.00	2.22	2.91
Interest-Investments	0.00	0.00	217,318.08	217,318.08
Realized Gain (Loss) on Sale	0.00	0.00	109,343.20	109,343.20
Market Change	0.00	0.00	-66,138.35	-66,138.35
Total Other Income	0.69	0.00	260,525.15	260,525.84
Net Other Income	0.69	0.00	260,525.15	260,525.84
Net Income	2,386,966.53	-60,000.00	260,525.15	2,587,491.68

Statement of Activities

October 2025 through March 2026

	<u>Oct '25 - Mar 26</u>
Ordinary Income/Expense	
Income	
Unexpended Funds Rolled Over	1,175,249.62
Assets released from restrictio	1,296,488.10
Total Income	2,471,737.72
Expense	
OPERATING EXPENDITURES	
Advertising	
Community Events	
Memberships	200.00
Community Events - Other	19,053.50
Total Community Events	19,253.50
Meeting Notice	390.25
Website	600.00
Total Advertising	20,243.75
Contract Services	
Consulting Services - Investmen	5,250.00
Legal Fees	15,000.00
Accounting Fees	8,820.00
Total Contract Services	29,070.00
Operations	
Bank Charges	5.65
Books, Subscriptions, Reference	30.00
Office Expense	468.40
Postage, Mailing Service	271.42
Software	497.85
Supplies	159.26
Telephone & Internet	743.33
Payroll Expenses	
Payroll Taxes	2,241.34
Payroll Wages	28,658.10
Payroll Expenses - Other	94.00
Total Payroll Expenses	30,993.44
Total Operations	33,169.35
Insurance	
General Liability	1,628.28
Insurance - Other	310.50
Total Insurance	1,938.78
Total OPERATING EXPENDITURES	84,421.88
PROGRAM SERVICE GRANTS	
Program Services	
Funding for Other Programs	60,350.00
Total Program Services	60,350.00
Total PROGRAM SERVICE GRANTS	60,350.00
Total Expense	144,771.88
Net Ordinary Income	2,326,965.84
Other Income/Expense	
Other Income	
Interest Income	2.91
Interest-Investments	217,318.08
Realized Gain (Loss) on Sale	109,343.20

8:55 PM

CITRUS COUNTY COMMUNITY CHARITABLE FOUNDATION, INC.

04/11/26

Statement of Activities

Accrual Basis

October 2025 through March 2026

	<u>Oct '25 - Mar 26</u>
Market Change	-66,138.35
Total Other Income	260,525.84
Net Other Income	260,525.84
Net Income	<u>2,587,491.68</u>

CITRUS COUNTY COMMUNITY CHARITABLE FOUNDATION, INC.

Profit & Loss Budget vs. Actual

October 2025 through March 2026

Accrual Basis

	Oct '25 - Mar 26	Budget	\$ Over Budget
Ordinary Income/Expense			
Income			
Unexpended Funds Rolled Over	1,175,249.62	1,175,249.62	0.00
Assets released from restrictio	1,296,488.10	1,296,488.10	0.00
Direct Public Support			
Individ, Business Contributions	0.00	0.00	0.00
Total Direct Public Support	0.00	0.00	0.00
Total Income	2,471,737.72	2,471,737.72	0.00
Expense			
OPERATING EXPENDITURES			
Advertising			
Community Events			
Memberships	200.00	500.00	-300.00
Community Events - Other	19,053.50	22,000.00	-2,946.50
Total Community Events	19,253.50	22,500.00	-3,246.50
Grants - Advertising	0.00	0.00	0.00
Meeting Notice	390.25	600.00	-209.75
Website	600.00	1,200.00	-600.00
Advertising - Other	0.00	10,000.00	-10,000.00
Total Advertising	20,243.75	34,300.00	-14,056.25
Contract Services			
Investment Fee	0.00	0.00	0.00
Consulting Services - Investmen	5,250.00	21,000.00	-15,750.00
Legal Fees	15,000.00	30,000.00	-15,000.00
Accounting Fees	8,820.00	17,640.00	-8,820.00
Audit Services	0.00	25,000.00	-25,000.00
Contract Services - Other	0.00	0.00	0.00
Total Contract Services	29,070.00	93,640.00	-64,570.00
Facilities and Equipment			
Small Office Equipment	0.00	0.00	0.00
Rent	0.00	0.00	0.00
Total Facilities and Equipment	0.00	0.00	0.00
Operations			
Professional Development	0.00	0.00	0.00
Bank Charges	5.85	75.00	-69.35
Books, Subscriptions, Reference	30.00	700.00	-670.00
Office Expense	468.40	2,325.00	-1,856.60
Postage, Mailing Service	271.42	250.00	21.42
Software	497.85	3,250.00	-2,752.15
Supplies	159.28	0.00	159.28
Telephone & Internet	743.33	1,450.00	-706.67
Payroll Expenses			
Payroll Taxes	2,241.34	5,141.00	-2,899.66
Payroll Wages	28,658.10	64,280.00	-35,601.90
Payroll Expenses - Other	94.00	150.00	-56.00
Total Payroll Expenses	30,993.44	69,551.00	-38,557.56
Total Operations	33,169.35	77,601.00	-44,431.65
Insurance			
Surety Bonds	0.00	300.00	-300.00
Workers Comp	0.00	0.00	0.00
General Liability	1,628.28	2,832.00	-1,203.72
Insurance - Other	310.50		
Total Insurance	1,938.78	3,132.00	-1,193.22
Total OPERATING EXPENDITURES	84,421.88	208,673.00	-124,251.12
PROGRAM SERVICE GRANTS			
Program Services			
Funding for Other Programs	60,350.00		
Grants Awards	0.00	2,263,064.72	-2,263,064.72
Total Program Services	60,350.00	2,263,064.72	-2,202,714.72
Total PROGRAM SERVICE GRANTS	60,350.00	2,263,064.72	-2,202,714.72
Total Expense	144,771.88	2,471,737.72	-2,326,965.84
Net Ordinary Income	2,326,965.84	0.00	2,326,965.84
Other Income/Expense			
Other Income			
Interest Income	2.91	0.00	2.91
Interest-Investments	217,318.08	0.00	217,318.08
Realized Gain (Loss) on Sale	109,343.20	0.00	109,343.20
Budget Allotment	0.00	0.00	0.00
Market Change	-66,138.35	0.00	-66,138.35
Total Other Income	260,525.84	0.00	260,525.84
Other Expense			
Unexpended Funds to Roll Over	0.00	0.00	0.00
Budget Allotment Reversed	0.00	0.00	0.00
Suspense	0.00	0.00	0.00
Total Other Expense	0.00	0.00	0.00
Net Other Income	260,525.84	0.00	260,525.84
Net Income	2,587,491.68	0.00	2,587,491.68

Register: Cash & cash equivalents:Operating - checking

From 03/27/2026 through 04/23/2026

Sorted by: Date, Type, Number/Ref

Date	Number	Payee	Account	Memo	Payment	C	Deposit	Balance
03/31/2026			Interest Income	Interest		X	0.69	52,052.35
04/02/2026		QuickBooks Payroll ...	-split-	Created by Pay...	2,287.46	*		49,764.89
04/03/2026	E-pay	United States Treasury	-split-	47-2548516 Q...	378.16	*		49,386.73
04/03/2026	E-pay	Florida U.C. Fund	-split-	3635728 QB T...	7.00			49,379.73
04/03/2026	DD1172	Crystal A Barton	-split-	Direct Deposit		X		49,379.73
04/06/2026	2029	Pace Center for Girls...	OPERATING EXPEN...		5,000.00			44,379.73
04/10/2026	ACH	BanCorpSouth	Bancorp South	Confirmatin no...	871.61			43,508.12
04/10/2026	E-pay	United States Treasury	Payroll Liabilities	47-2548516 Q...	42.00			43,466.12
04/14/2026		QuickBooks Payroll ...	OPERATING EXPEN...	Created by Dir...	7.00			43,459.12
04/15/2026	ACH	Mariner Institutional ...	-split-	January, Febru...	5,250.00			38,209.12
04/15/2026	ACH	Nature Coast Web D...	OPERATING EXPEN...	Direct Deposit	100.00			38,109.12
04/15/2026	ACH	The Hogan Law Firm	OPERATING EXPEN...	November	2,500.00			35,609.12
04/15/2026	ACH	Wells Business Solut...	OPERATING EXPEN...	28182	1,470.00			34,139.12
04/16/2026		QuickBooks Payroll ...	-split-	Created by Pay...	2,287.47			31,851.65
04/17/2026	E-pay	United States Treasury	-split-	47-2548516 Q...	378.14			31,473.51
04/17/2026	DD1173	Crystal A Barton	-split-	Direct Deposit		X		31,473.51



Schwab One® Account of

CITRUS COUNTY COMMUNITY CHARIT

Account Number



Statement Period

March 1-31, 2026

Account Summary

Ending Account Value as of 03/31
\$15,663,793.78

Beginning Account Value as of 03/01
\$16,492,258.70

Your Consultant
 Mark Hamilton
 VP - St. Wealth Consultant
 1 407-342-2495
 mark.hamilton1@schwab.com

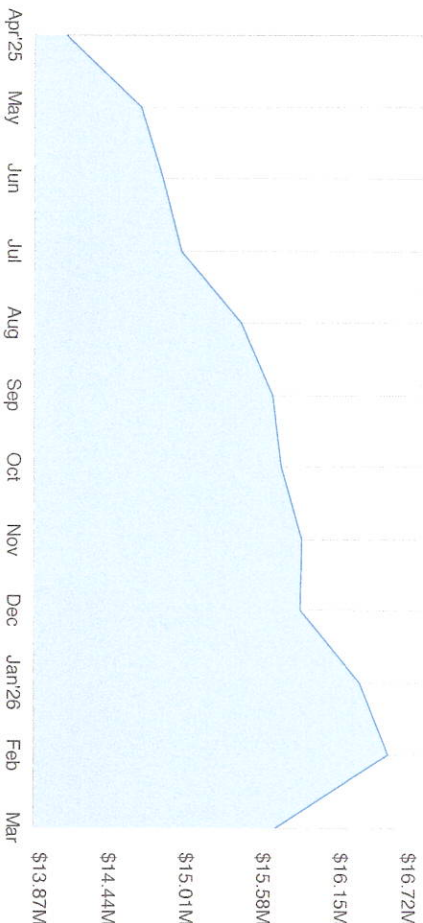
Manage Your Account
Customer Service and Trading:
 Call your Schwab Representative
 1-800-435-4000
 24/7 Customer Service

For the most current records on your account visit schwab.com/login. Statements are archived up to 10 years online.

Commitment to Transparency
 Client Relationship Summaries and Best Interest disclosures are at schwab.com/transparency. Charles Schwab & Co., Inc. Member SIPC.

Online Assistance
 Visit us online at schwab.com
 Visit schwab.com/stmt to explore the features and benefits of this statement.

CITRUS COUNTY COMMUNITY CHARIT
 PO BOX 2706
 INVERNESS FL 34451-2706



	Beginning Account Value	YTD
Deposits	\$16,492,258.70	\$15,836,228.36
Withdrawals	0.00	0.00
Dividends and Interest	50,449.59	(116,527.61)
Market Appreciation/(Depreciation)	(878,914.51)	59,920.32
Expenses	0.00	(115,827.29)
Ending Account Value	\$15,663,793.78	\$15,663,793.78

Account Ending Value reflects the market value of your cash and investments. It does not include pending transactions, unpriced securities or assets held outside Schwab's custody.



Schwab One® Account of

CITRUS COUNTY COMMUNITY CHART

Account Number



Statement Period

March 1-31, 2026

Asset Allocation

Investment Objective: Growth

This Period

Current Allocation

Cash and Cash Investments	0.24	<1%
Exchange Traded Funds	15,663,793.54	100%
Total	\$15,663,793.78	100%

Top Account Holdings This Period


SYMBOL CUSIP	Description	Market Value	% of Accounts
VOO	VANGUARD S&P 500 ETF	4,723,138.87	30%
VXUS	VANGUARD TOTAL	2,681,104.05	17%
RSP	INVESCO S&P 500 EQUAL	2,232,936.52	14%
VIOO	VANGUARD S&P SMALL-CAP	1,807,276.62	12%
BND	VANGUARD TOTAL BOND	1,716,874.75	11%

Gain or (Loss) Summary

	Short-Term (S ¹)		Long-Term (L ¹)		Net
	Gain	(Loss)	Gain	(Loss)	
This Period	0.00	0.00	0.00	0.00	0.00
YTD			0.00		67,570.97
Unrealized					\$5,183,701.55

Values may not reflect all of your gains/losses and may be rounded up to the nearest dollar. Schwab has provided accurate gain and loss information whenever possible for most investments. Cost basis may be incomplete or unavailable for some of your holdings and may change or be adjusted in certain cases. Please login to your account at Schwab.com for real-time gain/loss information. Statement information should not be used for tax preparation, instead refer to official tax documents. For additional information refer to Terms and Conditions.

Income Summary



	Federal Tax Status	Tax-Exempt	Taxable	Tax-Exempt	Taxable
Schwab One®		0.00	0.00	0.00	0.24
Interest					
Cash Dividends		0.00	50,449.59	0.00	59,920.08
Total Income		\$0.00	\$50,449.59	\$0.00	\$59,920.32

A Message About Your Account

Statement of Financial Condition



Schwab One® Account of

CITRUS COUNTY COMMUNITY CHART

Account Number

Statement Period



March 1-31, 2026

A Message About Your Account (continued)

The most recent statement of financial condition for Charles Schwab & Co., Inc. (CS&Co) may be obtained at no cost, via the Internet at <http://www.schwab.com/legal/financials> or by contacting CS&Co at 1-800-435-4000. If you are a client of an independent investment advisor, contact Schwab Alliance at 1-800-515-2157. International clients, please call us at +1-415-667-7870 and Charles Schwab Hong Kong clients, please call +852-2101-0500. At December 31, 2025, CS&Co had net capital and a net capital requirement of \$13.2 billion and \$2.6 billion, respectively. A copy of the report may be requested via: Investor Relations, 3000 Schwab Way, Westlake, TX 76262. Independent investment advisors are not owned by, affiliated with, or supervised by CS&Co.

Positions - Summary

Beginning Value as of 03/01	+	Transfer of Securities(In/Out)	+	Dividends Reinvested	+	Cash Activity	+	Change in Market Value	=	Ending Value as of 03/31	Cost Basis	Unrealized Gain/(Loss)
\$16,492,258.70		\$0.00		(\$50,449.59)		\$50,449.59		(\$828,464.92)		\$15,663,793.78	\$10,480,091.99	\$5,183,701.55

Values may not reflect all of your gains/losses; Schwab has provided accurate gain and loss information wherever possible for most investments. Cost basis may be incomplete or unavailable for some of your holdings and may change or be adjusted in certain cases. Statement information should not be used for tax preparation, instead refer to official tax documents. For additional information refer to Terms and Conditions.

Cash and Cash Investments

Type	Symbol	Description	Quantity	Price(\$)	Beginning Balance(\$)	Ending Balance(\$)	Change in Period Balance(\$)	Pending/Unsettled Cash(\$)	Interest/Yield Rate	% of Acct
Cash					0.24	0.24	0.00	0.00		<1%

Total Cash and Cash Investments

\$0.24

\$0.24

\$0.00

<1%

Positions - Exchange Traded Funds

Symbol	Description	Quantity	Price(\$)	Market Value(\$)	Cost Basis(\$)	Unrealized Gain/(Loss)(\$)	Est. Yield	Est. Annual Income(\$)	% of Acct
RSP	INVESTCO S&P 500 EQUAL	11,634.7255	191.92000	2,232,936.52	1,763,485.78	469,450.74	1.69%	37,766.78	14%
VNQ	VANGUARD REAL ESTATE	15,792.4464	88.70000	1,400,790.00	1,624,414.84	(223,624.84)	4.26%	59,739.67	9%
VIOO	VANGUARD S&P SMALL-CAP	15,738.7148	114.83000	1,807,276.62	873,698.02	933,578.60	1.31%	23,729.26	12%
VOO	VANGUARD S&P 500 ETF	7,904.1735	597.55000	4,723,138.87	1,916,849.44	2,806,289.43	1.25%	59,199.10	30%
VCSH	VANGUARD SHORT TERM COR	6,931.6213	79.27000	549,469.62	568,970.40	(19,500.78)	4.09%	22,483.41	4%
VGSH	VANGUARD SHORT-TERM	9,432.9195	58.54000	552,203.11	580,413.03	(28,209.92)	3.47%	19,197.88	4%
VXUS	VANGUARD TOTAL	34,769.8619	77.11000	2,681,104.05	1,473,313.52	1,207,790.53	N/A	N/A	17%



Schwab One® Account of

CITRUS COUNTY COMMUNITY CHART

Account Number  Statement Period **March 1-31, 2026**

Positions - Exchange Traded Funds (continued)

Symbol	Description	Quantity	Price(\$)	Market Value(\$)	Cost Basis(\$)	Unrealized Gain/(Loss)(\$)	Est. Yield	Est. Annual Income(\$)	% of Acct
BND	VANGUARD TOTAL BOND	23,314.4317	73.64000	1,716,874.75	1,678,946.96	37,927.79	3.71%	63,739.05	11%
Total Exchange Traded Funds				\$15,663,793.54	\$10,480,091.99	\$5,183,701.55		\$285,855.15	100%

Estimated Annual Income ("EAI") and Estimated Yield ("EY") calculations are for informational purposes only and are derived from information provided by outside parties. Schwab cannot guarantee the accuracy of such information. Since the interest and dividends are subject to change at any time, they should not be relied upon exclusively for making investment decisions. The actual income and yield might be lower or higher than the estimated amounts. EY is based upon EAI and the current price of the security and will fluctuate. For certain types of securities, the calculations could include a return of principal or capital gains in which case EAI and EY would be overstated. EY and EAI are not promptly updated to reflect when an issuer has missed a regular payment or announced changes to future payments, in which case EAI and EY will continue to display at a prior rate.

Transactions - Summary

Beginning Cash* as of 03/01	+	Deposits	+	Withdrawals	+	Purchases	+	Sales/Redemptions	+	Dividends/Interest	+	Expenses	=	Ending Cash* as of 03/31
\$0.24		\$0.00		\$0.00		(\$50,449.59)		\$0.00		\$50,449.59		\$0.00		\$0.24
Other Activity \$0.00 Other activity includes transactions which don't affect the cash balance such as stock transfers, splits, etc.														

*Cash (includes any cash debit balance) held in your account plus the value of any cash invested in a sweep money fund.

Transaction Details

Date	Category	Action	Symbol/ CUSIP	Description	Quantity	Price/Rate per Share(\$)	Charges/ Interest(\$)	Amount(\$)	Realized Gain/(Loss)(\$)
03/04	Purchase	Reinvested Shares	VCSH	VANGUARD SHORT TERM COR BD ETF	23.4114	79.7600		(1,867.29)	
	Purchase	Reinvested Shares	VGSH	VANGUARD SHORT-TERM TREASURY INDEX FUND ETF	27.1803	58.6900		(1,595.21)	
	Purchase	Reinvested Shares	BND	VANGUARD TOTAL BOND MARKET INDEX FUND ETF	71.0411	74.5400		(5,295.40)	
	Dividend	Div For Reinvest	VCSH	VANGUARD SHORT TERM COR BD ETF				1,867.29	
	Dividend	Div For Reinvest	VGSH	VANGUARD SHORT-TERM TREASURY INDEX FUND ETF				1,595.21	
	Dividend	Div For Reinvest	BND	VANGUARD TOTAL BOND MARKET INDEX FUND ETF SHARES				5,295.40	



Schwab One® Account of

CITRUS COUNTY COMMUNITY CHART

Account Number



Statement Period

March 1-31, 2026

Transaction Details (continued)

Date	Category	Action	Symbol/ CUSIP	Description	Quantity	Price/Rate per Share(\$)	Charges/ Interest(\$)	Amount(\$)	Realized Gain/(Loss)(\$)
03/24	Purchase	Reinvested Shares	VXUS	VANGUARD TOTAL INTERNATIONAL STOCK	36.4385	75.7800		(2,761.31)	
	Dividend	Div For Reinvest	VXUS	VANGUARD TOTAL INTERNATIONAL STOCK FUND E				2,761.31	
03/26	Purchase	Reinvested Shares	VNQ	VANGUARD REAL ESTATE INDEX FUND ETF SHARES	168.0811	87.9097		(14,775.96)	
	Dividend	Div For Reinvest	VNQ	VANGUARD REAL ESTATE INDEX FUND ETF SHARES				14,775.96	
03/27	Purchase	Reinvested Shares	RSP	INVESCO S&P 500 EQUAL WEIGHT ETF	49.5467	189.7500		(9,401.49)	
	Dividend	Div For Reinvest	RSP	INVESCO S&P 500 EQUAL WEIGHT ETF				9,401.49	
03/31	Purchase	Reinvested Shares	VOO	VANGUARD S&P 500 ETF	25.0164	589.7300		(14,752.93)	
	Dividend	Div For Reinvest	VOO	VANGUARD S&P 500 ETF				14,752.93	
Total Transactions								\$0.00	

Date column represents the Settlement/Process date for each transaction.

Endnotes For Your Account

- ◇ Dividends paid on this security will be automatically reinvested.

Terms and Conditions

GENERAL INFORMATION AND KEY TERMS: This Account statement is furnished solely by Charles Schwab & Co., Inc. ("Schwab") for your Account at Schwab ("Account"). Unless otherwise defined herein, capitalized terms have the same meanings as in your Account Agreement. If you receive any other communication from any source other than Schwab which purports to represent your holdings at Schwab (including balances held at a Depository Institution) you should verify its content with this statement. **Accrued Income:** Accrued Income is the sum of the total accrued interest and/or accrued dividends on positions held in your Account, but the interest and/or dividends have not been received into your Account. Schwab makes no representation that the amounts shown (or any other amount) will be received. Accrued amounts are not covered by SIPC account protection until actually received and held in the Account. **AIP (Automatic Investment Plan) Customers:** Schwab receives remuneration in connection with certain transactions effected through Schwab. If you participate in a systematic investment program through Schwab, the additional information normally detailed on a trade confirmation will be provided upon request.

Average Daily Balance: Average daily composite of all cash balances that earn interest and all loans from Schwab that are charged interest. **Bank Sweep and Bank Sweep for Benefit Plans Features:** Schwab acts as your agent and custodian in establishing and maintaining your Deposit Account(s) as a feature of your brokerage Account(s). Deposit accounts held through these bank sweep features constitute direct obligations of one or more FDIC insured banks ("Program Banks") that are not obligations of Schwab. Funds swept to Program Banks are eligible for deposit insurance from the FDIC up to the applicable limits for each bank for funds held in the same insurable capacity. The balance in the Deposit Accounts can be withdrawn on your order and the proceeds returned to your brokerage Account or remitted to you as provided in your Account Agreement. For information on FDIC insurance and its limits, as well as other important disclosures about the bank sweep feature(s) in your Account(s), please refer to the Cash Features Disclosure Statement available online or from a Schwab representative. **Cash:** Any Free Credit Balance owed by us to you payable upon demand which, although accounted for on our books of record, is not

Terms and Conditions (continued)

Segregated and may be used in the conduct of this firm's business. **Dividend Reinvestment Customers:** Dividend reinvestment transactions were effected by Schwab acting as a principal for its own account, except for the reinvestment of Schwab dividends, for which an independent broker-dealer acted as the buying agent. Further information on these transactions will be furnished upon written request. **Gain (or Loss):** Unrealized Gain or (Loss) and Realized Gain or (Loss) sections ("Gain/Loss Section(s)") contain a gain or a loss summary of your Account. This information has been provided on this statement at the request of your Advisor, if applicable. This information is not a solicitation or a recommendation to buy or sell. **Schwab does not provide tax advice and encourages you to consult with your tax professional. Please view the Cost Basis Disclosure Statement for additional information on how gain (or loss) is calculated and how Schwab reports adjusted cost basis information to the IRS.** **Interest:** For the Schwab One Interest, Bank Sweep, and Bank Sweep for Benefit Plans features, interest is paid for a period that may differ from the Statement Period. Balances include interest paid as indicated on your statement by Schwab or one or more of its Program Banks. These balances do not include interest that may have accrued during the Statement Period after interest is paid. The interest paid may include interest that accrued in the prior Statement Period. For the Schwab One Interest feature, interest accrues daily from the second-to-last business day of the prior month and is posted on the second-to-last business day of the current month. For the Bank Sweep and Bank Sweep for Benefit Plans features, interest accrues daily from the 16th day of the prior month and is credited/posted on the first business day after the 15th of the current month. If, on any given day, the interest that Schwab calculates for the Free Credit Balances in the Schwab One Interest feature in your brokerage Account is less than \$,005, you will not accrue any interest on that day. For balances held at banks affiliated with Schwab in the Bank Sweep and Bank Sweep for Benefit Plans features, interest will accrue even if the amount is less than \$,005. **Margin Account Customers:** This is a combined statement of your margin account and special memorandum account maintained for you under Section 220.5 of Regulation T issued by the Board of Governors of the Federal Reserve System. The permanent record of the separate account as required by Regulation T is available for your inspection. Securities purchased on margin are Schwab's collateral for the loan to you. It is important that you fully understand the risks involved in trading securities on margin. These risks include: 1) You can lose more funds than you deposit in the margin account; 2) Schwab can force the sale of securities or other assets in any of your account(s) to maintain the required account equity without contacting you; 3) You are not entitled to choose which assets are liquidated nor are you entitled to an extension of time on a margin call; 4) Schwab can increase its "house" maintenance margin requirements at any time without advance written notice to you. **Market Price:** The most recent price evaluation available to Schwab on the last business day of the report period, normally the last trade price or bid as of market close. Unpriced securities denote that no market evaluation update is currently available. Price evaluations are obtained from outside parties. Schwab shall have no responsibility for the accuracy or timeliness of any such valuations. Assets Not Held at Schwab are not held in your Account or covered by the Account's SIPC account protection and are not otherwise in Schwab's custody and are being provided as a courtesy to you. Information on Assets Not Held at Schwab, including but not limited to valuations, is reported solely based on information you provide to Schwab. Schwab can neither validate nor certify the existence of Assets Not Held at Schwab or the accuracy, completeness or timeliness of the information about Assets Not Held at Schwab, whether provided by you or otherwise. Descriptions of Assets Not Held at Schwab may be abbreviated or truncated. Some securities, especially thinly traded equities in the OTC market or foreign markets, may not report the most current price and are indicated as Stale Priced. Certain Limited Partnerships (direct participation programs) and unlisted Real Estate Investment Trust (REIT) securities, for which you may see a value on your monthly Account statement that reflects the issuer's appraised estimated value, are not listed on a national securities exchange, and are generally illiquid. Even if you are able to sell such securities, the price received may be less than the per share appraised estimated value provided in the account statement. **Market Value:** The Market Value is computed by multiplying the Market Price by the Quantity of Shares.

This is the dollar value of your present holdings in your specified Schwab Account or a summary of the Market Value summed over multiple accounts. **Non-Publicly Traded Securities:** All assets shown on this statement, other than certain direct investments which may be held by a third party, are held in your Account. Values of certain Non-Publicly Traded Securities may be furnished by a third party as provided by Schwab's Account Agreement. Schwab shall have no responsibility for the accuracy or timeliness of such valuations. The Securities Investor Protection Corporation (SIPC) does not cover many limited partnership interests. **Schwab Sweep Money Funds:** Includes the primary money market funds into which Free Credit Balances may be automatically invested pursuant to your Account Agreement. Schwab or an affiliate acts and receives compensation as the Investment Advisor, Shareholder Service Agent and Distributor for the Schwab Sweep Money Funds. The amount of such compensation is disclosed in the prospectus. The yield information for Schwab Sweep Money Funds is the current 7-day yield as of the statement period. Yields vary. If on any given day, the accrued daily dividend for your selected sweep money fund as calculated for your account is less than ½ of 1 cent (\$0.005), your account will not earn a dividend for that day. In addition, if you do not accrue at least 1 daily dividend of \$0.01 during a pay period, you will not receive a money market dividend for that period. Schwab and the Schwab Sweep Money Funds investment advisor may be voluntarily reducing a portion of a Schwab Sweep Money Funds expenses. Without these reductions, yields would have been lower. **Securities Products and Services:** Securities products and services are offered by Charles Schwab & Co., Inc., Member SIPC. Securities products and services, including unswpt intraday funds and net credit balances held in brokerage accounts are not deposits or other obligations of, or guaranteed by, any bank, are not FDIC insured, and are subject to investment risk and may lose value. SIPC does not cover balances held at Program Banks in the Bank Sweep and Bank Sweep for Benefit Plans features. Please see your Cash Feature Disclosure Statement for more information on insurance coverage. **Yield to Maturity:** This is the actual average annual return on a note if held to maturity. **IN CASE OF ERRORS OR DISCREPANCIES:** If you find an error or discrepancy relating to your brokerage activity (other than an electronic fund transfer) you must notify us promptly, but no later than 10 days after this statement is sent or made available to you. If this statement shows that we have mailed or delivered security certificate(s) that you have not received, notify Schwab immediately. You may call us at 800-435-4000. (Outside the U.S., call +1-415-667-8400.) If you're a client of an independent investment advisor, call us at 800-515-2157. Any oral communications should be re-confirmed in writing to further protect your rights, including rights under the Securities Investor Protection Act (SIPA). If you do not so notify us, you agree that the statement activity and Account balance are correct for all purposes with respect to those brokerage transactions. **IN CASE OF COMPLAINTS:** If you have a complaint regarding your Schwab statement, products or services, please write to Client Service & Support at Charles Schwab & Co., Inc., P.O. Box 982603 El Paso, TX 79998-2603, or call customer service at 800-435-4000. (Outside the U.S., call +1-415-667-8400.) If you're a client of an independent investment advisor, call us at 800-515-2157. **Address Changes:** If you fail to notify Schwab in writing of any change of address or phone number, you may not receive important notifications about your Account, and trading or other restrictions might be placed on your Account. **Additional Information:** We are required by law to report to the Internal Revenue Service adjusted cost basis information (if applicable), certain payments to you and credits to your Account during the calendar year. Retain this statement for income tax purposes. A financial statement for your inspection is available at Schwab's offices or a copy will be mailed to you upon written request. Any third-party trademarks appearing herein are the property of their respective owners. Charles Schwab & Co., Inc., Charles Schwab Bank, Charles Schwab Premier Bank, and Charles Schwab Trust Bank are separate but affiliated companies and subsidiaries of the Charles Schwab Corporation. © 2026 Charles Schwab & Co., Inc. ("Schwab"). All rights reserved. Member SIPC. (01CUSTINC) (0822-20UJ)

Citrus County Community Charitable Foundation, Inc.

Investment Performance Review

Period Ending March 31, 2026

MARINER

1st Quarter 2026 Market Environment

The Economy

- The US Federal Reserve maintained its policy rate during the first quarter, holding the federal funds target range at approximately 3.50%–3.75% following prior rate cuts in late 2025. Communications from the Federal Open Market Committee (FOMC) emphasized a data-dependent approach as policymakers monitored evolving economic conditions. While inflation readings early in the quarter remained relatively stable, uncertainty increased later in the period due to geopolitical developments and their potential impact on energy prices and broader inflation trends.
- Economic growth moderated entering 2026, with fourth quarter 2025 GDP revised down to 0.7% annualized, reflecting weaker contributions from consumer spending, investment, and government outlays. Labor market conditions showed signs of softening, including slower job growth and some reported employment declines, while consumer sentiment weakened during the quarter. Late-quarter increases in oil prices, driven by conflict in the Middle East, introduced additional uncertainty surrounding both inflation expectations and the trajectory of economic growth.

Equity (Domestic and International)

- Domestic equity markets declined during the first quarter, with most broad-based indexes posting negative returns. The S&P 500 and Russell 3000 Index both moved lower, while growth-oriented segments underperformed. Large-cap growth stocks experienced the steepest declines, while value stocks produced relatively stronger results. Small-cap stocks outperformed large-cap stocks and showcased a positive return during the quarter, marking a reversal from the large-cap leadership observed in prior periods.
- Sector performance was mixed across domestic markets. Energy was the strongest-performing sector, supported by rising oil prices during the quarter. More defensive sectors, including utilities, materials and consumer staples, also held up relatively well. In contrast, information technology, consumer discretionary, and financials lagged, reflecting broader weakness in growth-oriented and economically sensitive areas.
- International equity markets also declined in US dollar terms but generally performed better than domestic markets. Developed and emerging market indexes both posted modest losses, with emerging markets outperforming developed markets. Currency movements contributed to weaker US dollar-based returns, as local currency performance was generally stronger than reported USD results.

Fixed Income

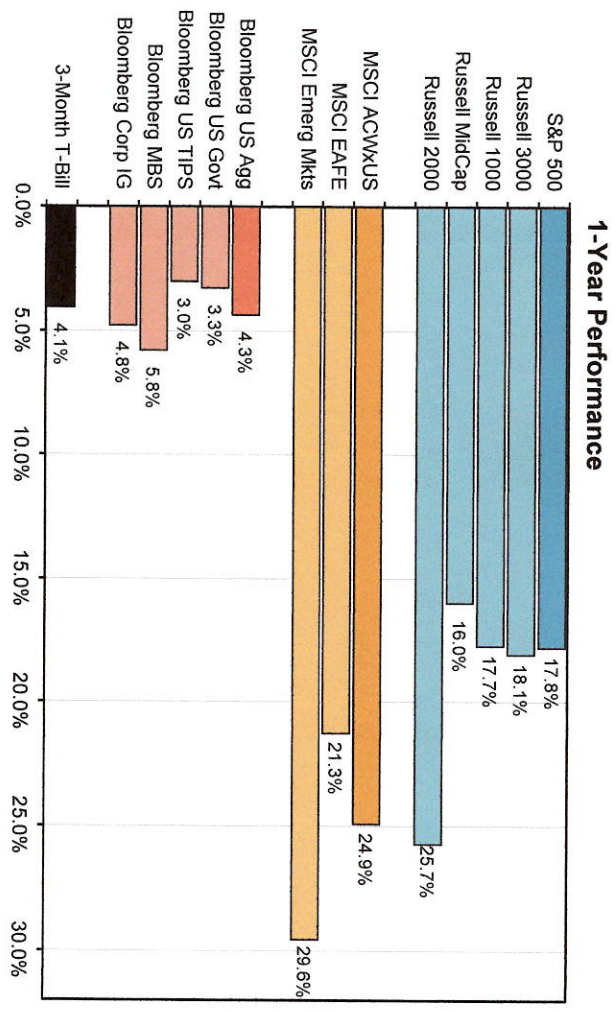
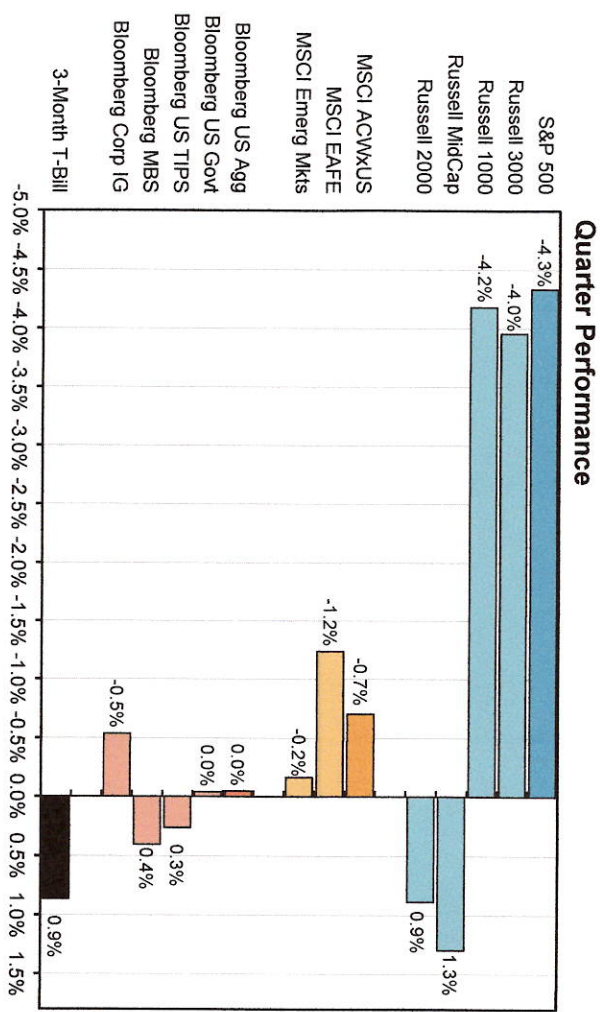
- Fixed income markets produced mixed results during the first quarter as interest rates moved modestly higher across the yield curve. The US Treasury curve shifted upward, with the 10-year Treasury yield rising slightly by quarter end. Shorter-term yields remained elevated relative to longer maturities, reflecting continued uncertainty around the path of monetary policy and inflation.
- Domestic investment-grade bonds posted flat to slightly negative returns for the quarter. Corporate bonds performed similarly, while high yield bonds lagged amid widening credit spreads during periods of increased market volatility. Differences in performance across fixed income sectors were largely driven by changes in interest rates and credit spreads, with income generation partially offset by price declines.
- Global fixed income markets also declined during the quarter and underperformed domestic bonds in US dollar terms. Currency movements and rising yields across developed markets contributed to weaker returns. Overall, fixed income performance reflected a combination of stable income generation and modest headwinds from rising rates and shifting credit conditions.

Market Themes

- Geopolitical developments were a primary driver of market behavior during the quarter, as conflict in the Middle East led to a sharp increase in oil prices and heightened volatility across asset classes. Energy markets experienced significant gains, while rising fuel costs contributed to renewed concerns around inflation and global economic growth. Market performance shifted notably in March as uncertainty increased and earlier gains in risk assets were partially reversed.
- Equity market leadership rotated during the quarter, with energy and more defensive sectors outperforming while growth-oriented sectors lagged. The weakness in large-cap growth stocks contributed to broader index declines, while value stocks and smaller-cap companies demonstrated relative resilience. This shift marked a departure from the growth-led market environment observed in recent quarters.
- Currency movements and cross-asset relationships also influenced performance, with US dollar strength weighing on international returns in USD terms despite relatively stronger local market performance. Across asset classes, quarterly results masked significant intra-period volatility, as many markets experienced declines late in the quarter following more stable conditions earlier in the period.

- U.S. equities declined during the quarter, with broad market indices posting negative returns.
- Large-cap stocks underperformed small-cap stocks across domestic equity markets.
- International developed markets declined modestly but outperformed most U.S. equities.
- Emerging markets posted slight losses and were the best-performing equity region relative to non-US peers.
- Commodities were the top-performing asset class, driven by strong gains in energy markets.
- Fixed income returns were flat to slightly negative as interest rates increased across the yield curve.

- U.S. equities delivered strong positive returns over the trailing year, led by small-cap indices.
- Small-cap stocks outperformed large- and mid-cap stocks across domestic equity markets.
- International developed markets posted solid positive returns outperforming U.S. equities.
- Emerging markets delivered strong gains and were among the best-performing equity regions.
- Fixed income indices produced modest positive returns, supported by income and stable credit conditions.
- Commodities and gold generated strong returns, outperforming most traditional asset classes over the period.

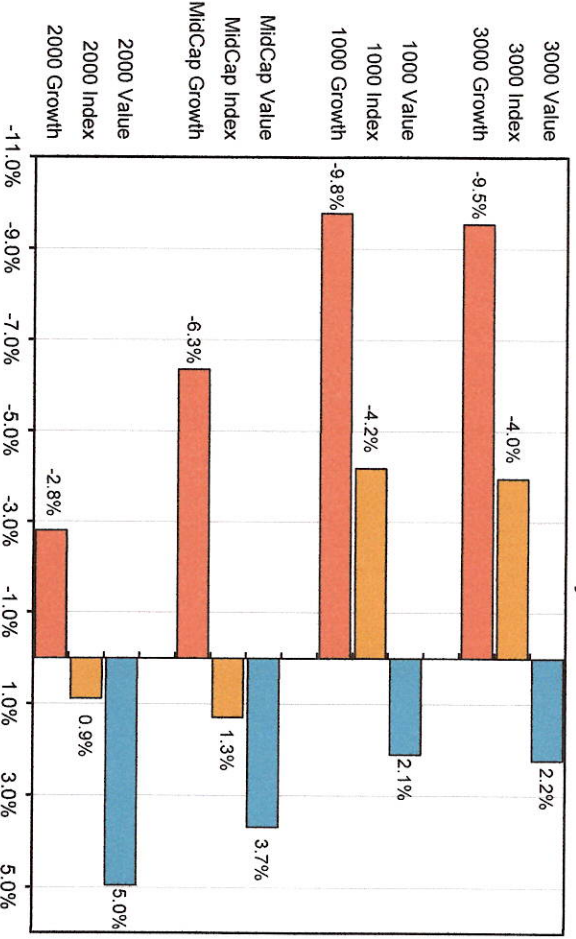


Source: Investment Metrics

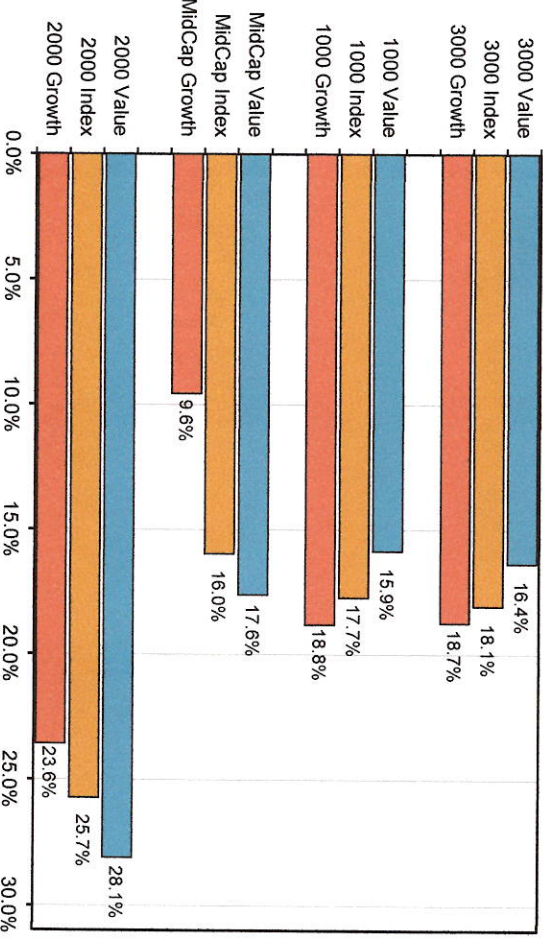
- Small-cap stocks outperformed large-cap stocks across domestic equity style indices. Mid-cap stocks were the best performers overall.
- Value stocks outperformed growth stocks within all segments.
- Small-cap value was the best-performing style during the quarter.
- Large-cap growth stocks posted the weakest performance among major styles.
- Mid-cap stocks delivered mixed results, generally lagging small-cap performance while outperforming large-caps.
- Small-cap growth underperformed small-cap value but was the best performing growth segment for the quarter.
- Performance dispersion widened across styles, with value and smaller-cap segments leading.

- Small-cap stocks outperformed large- and mid-cap stocks over the trailing one-year period.
- Small-cap value was the best-performing style across domestic equity markets.
- Growth stocks outperformed value stocks within large-cap indices, but the opposite was true within mid and small-caps..
- Mid-cap stocks delivered solid returns but trailed large-cap performance.
- Small-cap value outperformed small-cap growth over the one-year period.
- Performance dispersion across both capitalization and style was much tighter over the full year relative to more recent periods.

Quarter Performance - Russell Style Series



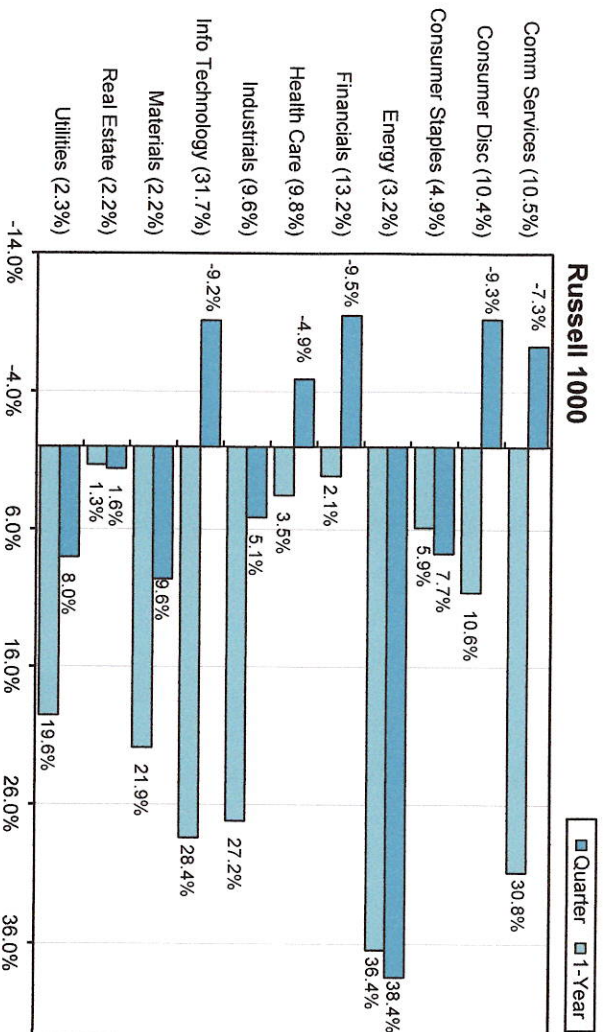
1-Year Performance - Russell Style Series



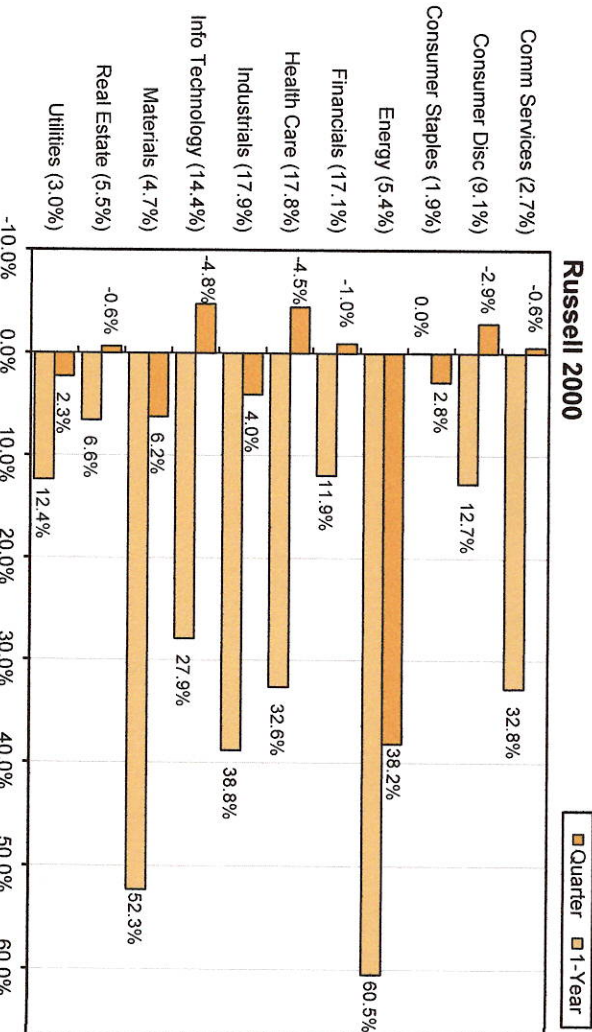
Source: Investment Metrics

The Market Environment
 GICS Sector Performance & (Sector Weight)
 As of March 31, 2026

- Sector performance was mixed, with several sectors posting negative returns during the quarter.
- Energy was the best-performing sector, significantly outperforming all other sectors.
- Utilities, materials and consumer staples delivered positive returns and outperformed the broader market.
- Information technology, and communication services were among the weakest-performing sectors.
- Consumer discretionary and financials also lagged, contributing to overall market weakness.
- Health care posted modest negative returns, generally in line with the broader market.
- Real estate delivered slight positive returns, outperforming most equity sectors.



- Sector performance was mixed, with a mix of underperforming and outperforming sectors, albeit with a slight positive skew.
- Energy was the best-performing sector, significantly outperforming all others.
- Materials and industrials delivered strong positive returns across the index.
- Utilities posted gains over both the quarter and full year, reflecting strength in defensive sectors.
- Information technology declined during the quarter and was among the weakest-performing sectors.
- Financials and consumer discretionary delivered modest returns relative to peers.
- Health care lagged other sectors during the quarter, posting weaker relative performance. However, the full year return was strongly positive.



Source: Morningstar Direct

The Market Environment
 Top 10 Index Weights & Quarterly Performance for the Russell 1000 & 2000
 As of March 31, 2026

Top 10 Weighted Stocks				
Russell 1000	Weight	1-Qtr Return	1-Year Return	Sector
NVIDIA Corp	6.8%	-6.5%	61.0%	Information Technology
Apple Inc	6.1%	-6.6%	14.7%	Information Technology
Microsoft Corp	4.6%	-23.3%	-0.6%	Information Technology
Amazon.com Inc	3.3%	-9.8%	9.5%	Consumer Discretionary
Alphabet Inc Class A	2.8%	-8.1%	86.6%	Communication Services
Broadcom Inc	2.4%	-10.4%	86.3%	Information Technology
Alphabet Inc Class C	2.3%	-8.5%	84.2%	Communication Services
Meta Platforms Inc Class A	2.1%	-13.3%	-0.4%	Communication Services
Tesla Inc	1.8%	-17.3%	43.4%	Consumer Discretionary
Berkshire Hathaway Inc Class B	1.5%	-4.7%	-10.0%	Financials

Top 10 Weighted Stocks				
Russell 2000	Weight	1-Qtr Return	1-Year Return	Sector
Bloom Energy Corp Class A	1.0%	55.9%	589.2%	Industrials
Coeur Mining Inc	0.7%	5.3%	217.1%	Materials
Fabrinet	0.6%	14.5%	164.0%	Information Technology
Nextpower Inc Class A	0.6%	38.4%	186.1%	Industrials
EchoStar Corp Class A	0.5%	7.7%	357.7%	Communication Services
Credo Technology Group Holding Ltd	0.5%	-34.8%	133.7%	Information Technology
Kratco Defense & Security Solutions Inc	0.4%	-7.1%	137.5%	Industrials
Advanced Energy Industries Inc	0.4%	54.2%	239.4%	Information Technology
Sterling Infrastructure Inc	0.4%	33.0%	259.7%	Industrials
Hecla Mining Co	0.4%	-2.9%	236.6%	Materials

Top 10 Performing Stocks (by Quarter)				
Russell 1000	Weight	1-Qtr Return	1-Year Return	Sector
Sandisk Corp Ordinary Shares	0.2%	167.6%	1234.5%	Information Technology
Lumentum Holdings Inc	0.1%	90.7%	1027.3%	Information Technology
LyondellBasell Industries NV Class A	0.0%	88.3%	26.0%	Materials
Dow Inc	0.0%	80.2%	27.3%	Materials
APA Corp	0.0%	75.2%	112.1%	Energy
Moderna Inc	0.0%	72.3%	79.2%	Health Care
Darling Ingredients Inc	0.0%	71.8%	98.0%	Consumer Staples
CF Industries Holdings Inc	0.0%	68.8%	70.0%	Materials
Ciena Corp	0.1%	66.0%	542.4%	Information Technology
Texas Pacific Land Corp	0.0%	65.4%	8.1%	Energy

Top 10 Performing Stocks (by Quarter)				
Russell 2000	Weight	1-Qtr Return	1-Year Return	Sector
Erasca Inc	0.1%	334.9%	1081.0%	Health Care
ImmunityBio Inc Ordinary Shares	0.1%	287.4%	154.8%	Health Care
Kosmos Energy Ltd	0.0%	206.4%	21.9%	Energy
Satlogic Inc Ordinary Shares	0.0%	190.9%	52.4%	Industrials
Fastly Inc Class A	0.1%	185.5%	359.1%	Information Technology
Enliven Therapeutics Inc	0.1%	154.5%	99.2%	Health Care
Ichor Holdings Ltd	0.1%	152.9%	106.1%	Information Technology
Ultra Clean Holdings Inc	0.1%	145.5%	190.4%	Information Technology
Applied Optoelectronics Inc	0.2%	142.7%	451.1%	Information Technology
TuHURA Biosciences Inc	0.0%	136.6%	-44.6%	Health Care

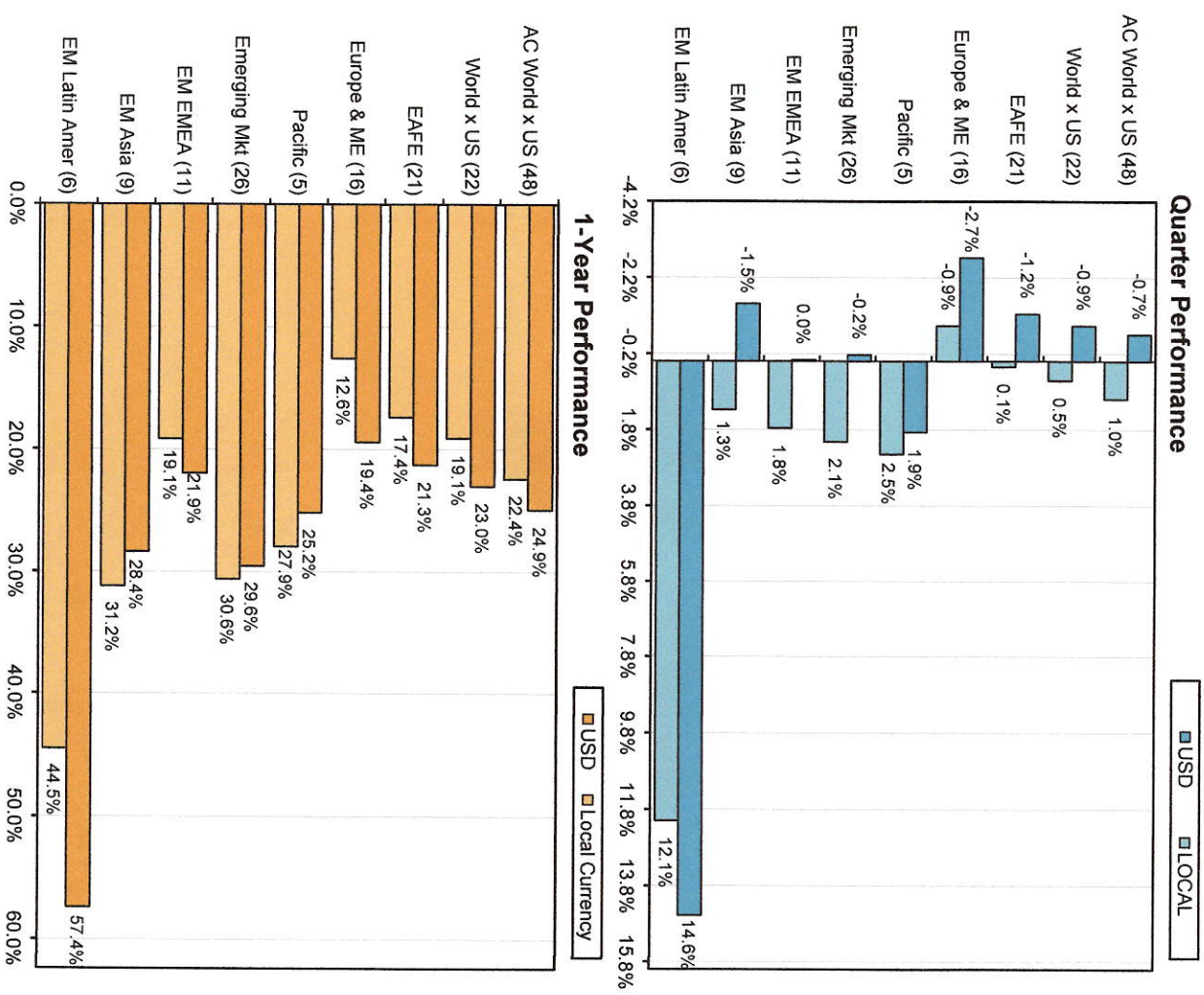
Bottom 10 Performing Stocks (by Quarter)				
Russell 1000	Weight	1-Qtr Return	1-Year Return	Sector
Atlasian Corp Class A	0.0%	-57.9%	-67.8%	Information Technology
Flutter Entertainment PLC	0.0%	-52.6%	-54.0%	Consumer Discretionary
Kyndryl Holdings Inc Ordinary Shares	0.0%	-50.6%	-56.2%	Information Technology
Unity Software Inc Ordinary Shares	0.0%	-50.3%	12.0%	Information Technology
Doximity Inc Class A	0.0%	-47.4%	-59.8%	Health Care
Inspire Medical Systems Inc	0.0%	-44.1%	-67.6%	Health Care
Duolingo Inc	0.0%	-43.8%	-68.3%	Consumer Discretionary
GitLab Inc Class A	0.0%	-42.3%	-54.0%	Information Technology
MongoDB Inc Class A	0.0%	-41.7%	39.5%	Information Technology
Ncino Inc Ordinary Shares	0.0%	-41.6%	-45.5%	Information Technology

Bottom 10 Performing Stocks (by Quarter)				
Russell 2000	Weight	1-Qtr Return	1-Year Return	Sector
Gossamer Bio Inc	0.0%	-89.4%	-70.1%	Health Care
Sleep Number Corp	0.0%	-78.8%	-71.7%	Consumer Discretionary
ZSPACE Inc	0.0%	-75.9%	-98.5%	Consumer Discretionary
Faraday Future Intelligent Electric Inc	0.0%	-73.7%	-76.5%	Consumer Discretionary
Teugen Bio Holdings Inc	0.0%	-72.7%	-91.6%	Health Care
NextNRG Inc	0.0%	-72.4%	-87.3%	Energy
eHealth Inc	0.0%	-72.0%	-80.7%	Financials
Aardark Therapeutics Inc	0.0%	-71.3%	-49.8%	Health Care
FuboTV Inc Ordinary Shares - Class A	0.0%	-70.6%	-73.7%	Communication Services
Alight Inc Class A	0.0%	-70.1%	-89.8%	Industrials

Source: Morningstar Direct

- International equity markets declined modestly in U.S. dollar terms during the quarter.
- Developed markets outperformed U.S. equities but trailed emerging markets.
- Emerging markets were the best-performing region despite slightly negative returns in US dollars (ex LATAM).
- Performance was stronger in local currency terms than in U.S. dollars.
- Currency movements detracted from returns for U.S.-based investors.
- Regional results varied, with commodity-sensitive markets generally outperforming.
- Broad international indices showed narrower dispersion compared to U.S. equity markets.

- International equity markets posted strong positive returns in U.S. dollar terms over the one-year period.
- Emerging markets outperformed developed markets and led all major regions.
- Developed markets delivered solid gains but trailed emerging markets.
- Broad global ex-U.S. indices generated double-digit returns for the period.
- Regional performance was positive across most countries and major indices.
- Currency movements generally supported U.S. dollar-based returns.
- Return dispersion across regions was moderate, with broad-based participation in gains.



Source: MSCI Global Index Monitor (Returns are Net)

MSCI - EAFE	Sector Weight	Quarter Return	1-Year Return
Communication Services	4.2%	-3.5%	10.0%
Consumer Discretionary	8.5%	-14.6%	-2.8%
Consumer Staples	7.3%	-2.9%	7.4%
Energy	4.4%	40.0%	53.9%
Financials	24.5%	-3.6%	27.8%
Health Care	11.2%	-3.0%	10.3%
Industrials	19.4%	-0.3%	28.1%
Information Technology	8.5%	-1.5%	25.6%
Materials	6.0%	6.9%	30.9%
Real Estate	1.8%	-2.0%	20.2%
Utilities	4.2%	10.9%	44.5%
Total	100.0%	-1.2%	21.3%

MSCI - ACWIxUS	Sector Weight	Quarter Return	1-Year Return
Communication Services	5.1%	-9.5%	6.8%
Consumer Discretionary	8.6%	-13.3%	-3.8%
Consumer Staples	5.8%	-2.9%	6.6%
Energy	5.7%	28.6%	45.7%
Financials	24.6%	-3.6%	25.7%
Health Care	7.7%	-3.1%	9.7%
Industrials	14.7%	-0.2%	27.7%
Information Technology	15.7%	4.6%	57.0%
Materials	7.3%	5.4%	44.0%
Real Estate	1.5%	-4.4%	11.8%
Utilities	3.5%	9.2%	36.3%
Total	100.0%	-0.7%	24.9%

MSCI - Emerging Mk	Sector Weight	Quarter Return	1-Year Return
Communication Services	7.9%	-15.3%	3.2%
Consumer Discretionary	10.2%	-11.6%	-7.2%
Consumer Staples	3.5%	-4.2%	0.2%
Energy	4.3%	10.8%	26.2%
Financials	21.5%	-3.6%	16.4%
Health Care	3.0%	-4.1%	6.6%
Industrials	7.1%	1.0%	36.8%
Information Technology	31.8%	11.3%	88.3%
Materials	7.1%	1.2%	50.4%
Real Estate	1.2%	-10.5%	-6.6%
Utilities	2.4%	4.4%	16.4%
Total	100.0%	-0.2%	29.6%

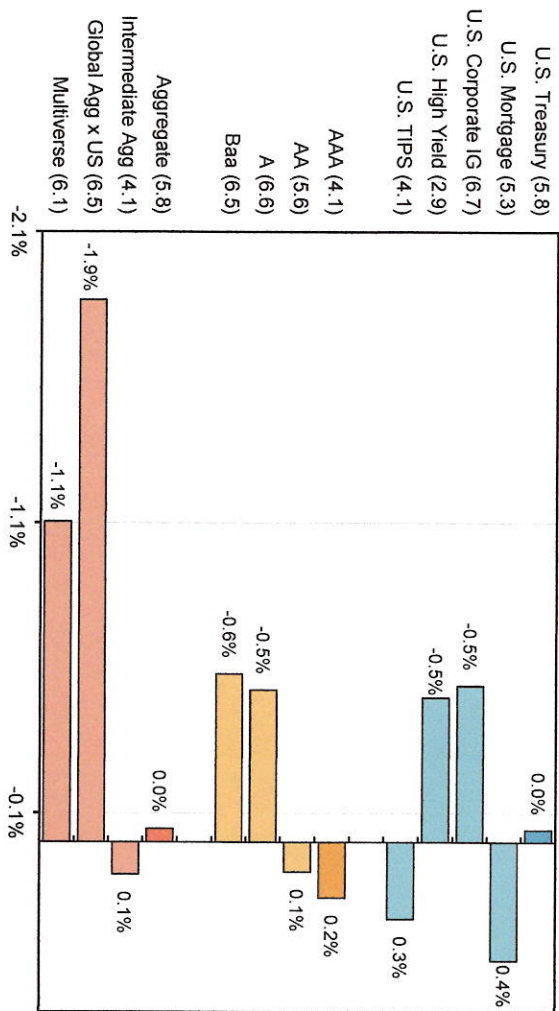
Country	MSCI-EAFE Weight	MSCI-ACWIxUS Weight	Quarter Return	1-Year Return
Japan	22.6%	13.7%	1.4%	25.9%
United Kingdom	15.3%	9.2%	2.0%	25.7%
France	10.2%	6.2%	-5.4%	10.2%
Switzerland	9.4%	5.7%	-4.2%	14.7%
Germany	9.0%	5.5%	-8.5%	8.0%
Australia	6.7%	4.0%	3.3%	21.7%
Netherlands	5.2%	3.2%	2.7%	37.9%
Spain	3.9%	2.4%	-3.2%	44.2%
Sweden	3.6%	2.2%	-3.8%	16.9%
Italy	3.3%	2.0%	-3.4%	28.2%
Hong Kong	2.1%	1.3%	5.5%	36.3%
Singapore	1.7%	1.0%	-1.0%	19.7%
Denmark	1.7%	1.0%	-14.5%	-15.8%
Finland	1.2%	0.7%	2.0%	41.5%
Belgium	1.1%	0.7%	-1.7%	26.4%
Israel	1.1%	0.7%	2.5%	38.2%
Norway	0.8%	0.5%	31.5%	46.0%
Ireland	0.4%	0.3%	-10.2%	22.0%
Austria	0.3%	0.2%	-3.5%	51.5%
Portugal	0.2%	0.1%	11.4%	47.7%
New Zealand	0.2%	0.1%	-0.9%	8.3%
Total EAFE Countries	100.0%	60.5%	-1.2%	21.3%
Canada		8.6%	1.3%	36.7%
Total Developed Countries		69.1%	-0.9%	23.0%
China		7.9%	-8.9%	3.9%
Taiwan		7.0%	9.1%	73.6%
Korea		4.8%	16.5%	122.0%
India		3.9%	-18.1%	-13.4%
Brazil		1.6%	19.1%	56.4%
South Africa		1.1%	-3.4%	50.7%
Saudi Arabia		1.0%	9.2%	1.9%
Mexico		0.6%	7.7%	54.9%
United Arab Emirates		0.4%	-7.1%	12.4%
Malaysia		0.4%	2.5%	25.9%
Poland		0.4%	0.8%	34.1%
Thailand		0.4%	15.4%	42.8%
Indonesia		0.3%	-20.7%	-13.1%
Kuwait		0.2%	-5.3%	4.9%
Qatar		0.2%	-3.4%	5.1%
Chile		0.2%	-2.0%	42.4%
Greece		0.2%	-6.5%	38.4%
Turkey		0.2%	13.7%	22.0%
Peru		0.1%	20.8%	98.9%
Philippines		0.1%	-3.2%	-2.9%
Hungary		0.1%	4.7%	58.7%
Colombia		0.1%	21.1%	92.7%
Czech Republic		0.0%	-10.1%	19.4%
Egypt		0.0%	-3.7%	41.8%
Total Emerging Countries		30.9%	-0.7%	29.6%
Total ACWIxUS Countries		100.0%	-0.7%	24.9%

Source: Morningstar Direct, MSCI Global Index Monitor (Returns are Net In USD)

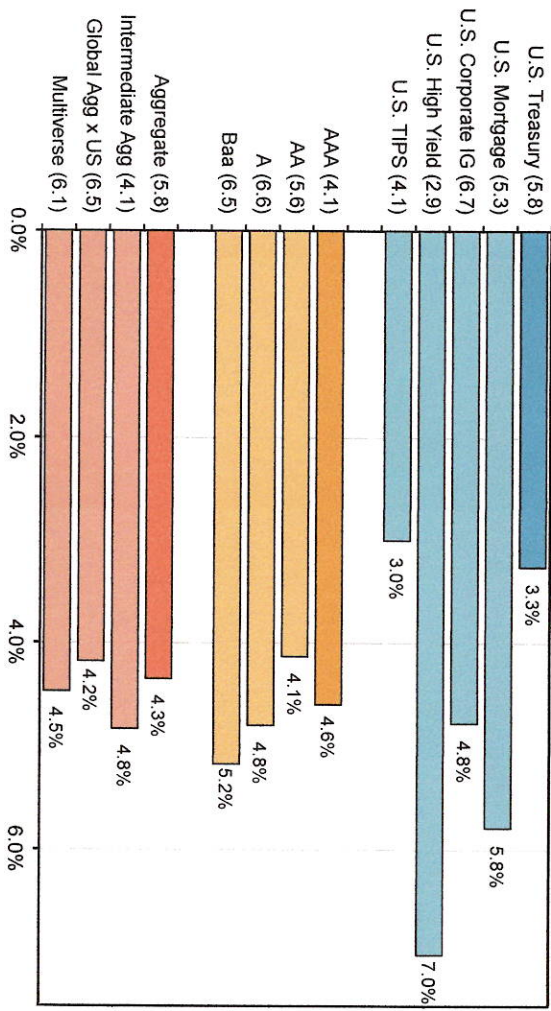
- Domestic fixed income returns were flat to slightly negative during the quarter.
- U.S. Treasury yields increased across the curve, pressuring bond prices.
- Short-duration bonds outperformed longer-duration securities.
- Investment-grade corporate bonds slightly underperformed Treasuries.
- High yield bonds posted modest negative returns.
- Global bonds declined and underperformed U.S. fixed income markets.
- Currency movements contributed to weaker returns for international bonds.
- Domestic fixed income markets produced positive returns over the trailing one-year period.

- Domestic fixed income indices posted modest positive returns over the one-year period.
- Investment-grade corporate bonds outperformed Treasuries across major bond sectors.
- High yield bonds delivered the strongest returns within domestic fixed income.
- U.S. Treasury returns were positive but lagged credit-oriented sectors.
- Mortgage-backed securities generated moderate gains in line with core bonds.
- Global bonds underperformed U.S. fixed income markets over the period.
- Currency effects modestly supported returns for international bond investors.

Quarter Performance

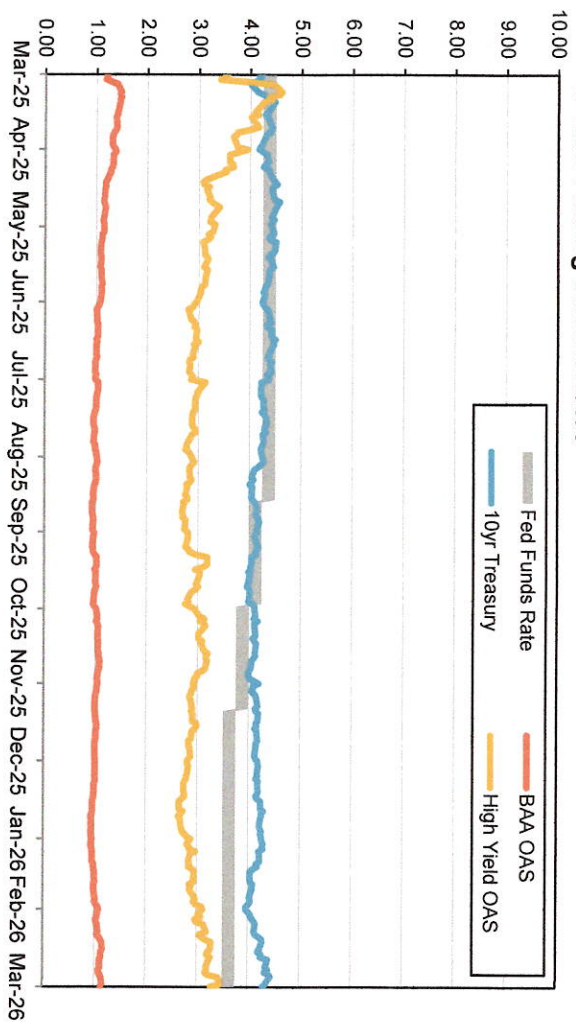


1-Year Performance

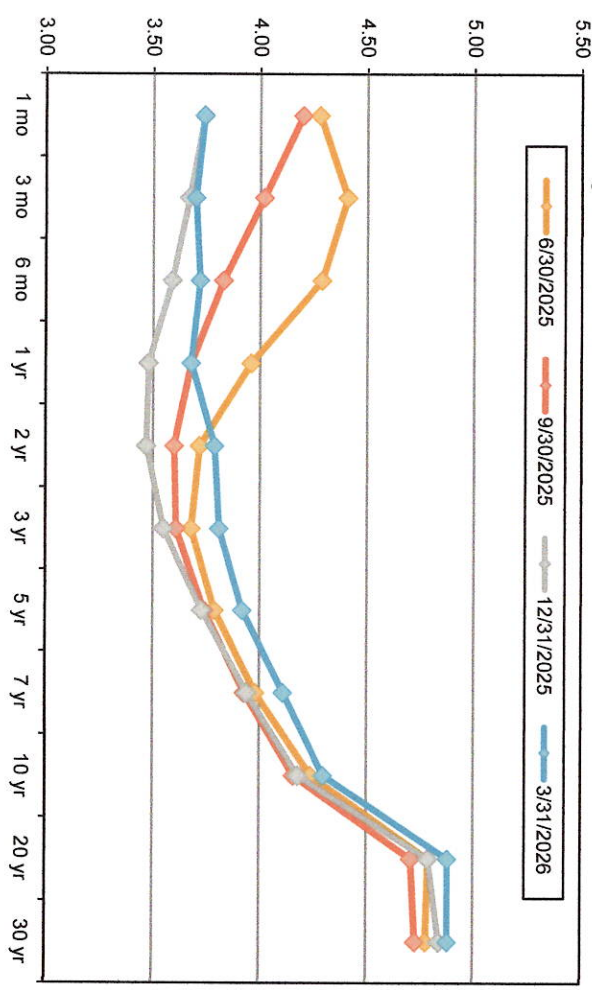


Source: Morningstar Direct, Bloomberg

1-Year Trailing Market Rates



Treasury Yield Curve



- Short-term Treasury yields remained relatively stable over the one-year period.
- Intermediate-term yields experienced modest fluctuations but ended slightly higher.
- The 10-year Treasury yield remained range-bound, finishing near prior-year levels.
- Long-term Treasury yields showed limited movement over the trailing year.
- The yield curve remained relatively flat across most maturities.
- Credit spreads stayed tight, with minimal change over the period.
- Overall rate movements were modest, with income driving fixed income returns.
- Option-adjusted spreads remained tight over the period, indicating limited additional compensation for credit risk across fixed income sectors.
- The Treasury yield curve remained upward sloping across most maturities.
- Short-term yields were relatively stable over the period.
- Intermediate-term yields increased modestly compared to prior periods.
- Long-term yields rose slightly, remaining near the high end of recent ranges.
- The curve exhibited a flatter shape compared to earlier periods.
- Yield differences between short- and long-term maturities remained relatively narrow.
- Overall movements indicate modest upward pressure across the curve.

Source: US Department of Treasury, FRED (Federal Reserve of St. Louis)

Global Index lens –MSCI

Effective Federal Funds Rate - FEDERAL RESERVE BANK of NEW YORK (newyorkfed.org)

Daily Treasury Yield Curve -Data Chart Center (treasury.gov)


ICE BofA BBB US Corporate Index Option-Adjusted Spread (BAMLC0A4CBBB) | FRED | St. Louis Fed (stlouisfed.org)

ICE BofA US High Yield Index Option-Adjusted Spread (BAMLH0A0HYM2) | FRED | St. Louis Fed (stlouisfed.org)

Page Intentionally Left Blank

Schedule of Investable Assets
Citrus County Community Charitable Foundation, Inc.
 Since Inception Ending March 31, 2026

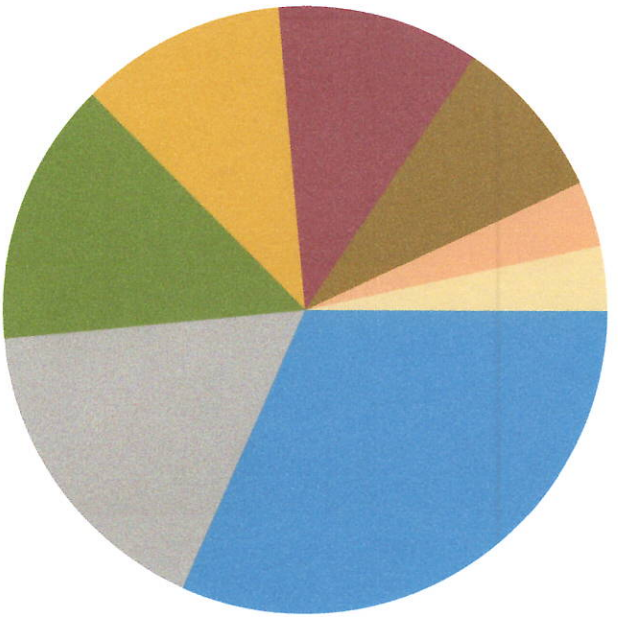
Schedule of Investable Assets



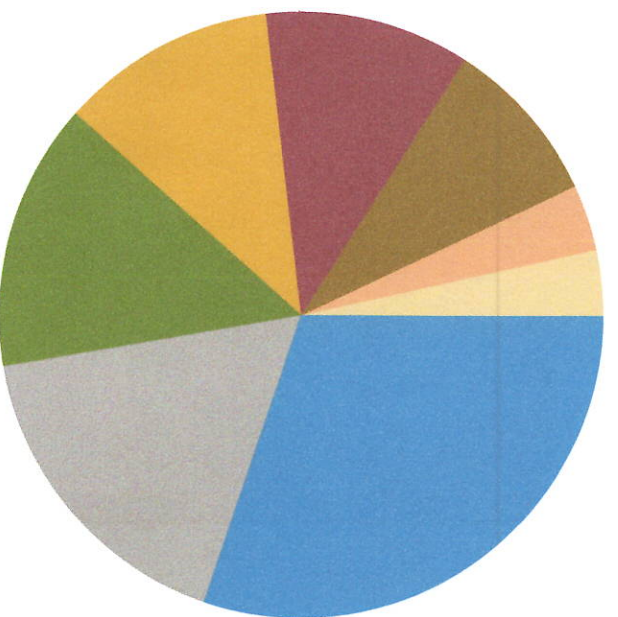
Schedule of Investable Assets

Periods Ending	Beginning Market Value \$	Net Cash Flow \$	Gain/Loss \$	Ending Market Value \$
Inception	4,033,789	1,380,286	10,249,719	15,663,794


Asset Allocation By Manager as of
Dec-2025 : \$15,836,228



Asset Allocation By Manager as of
Mar-2026 : \$15,663,794

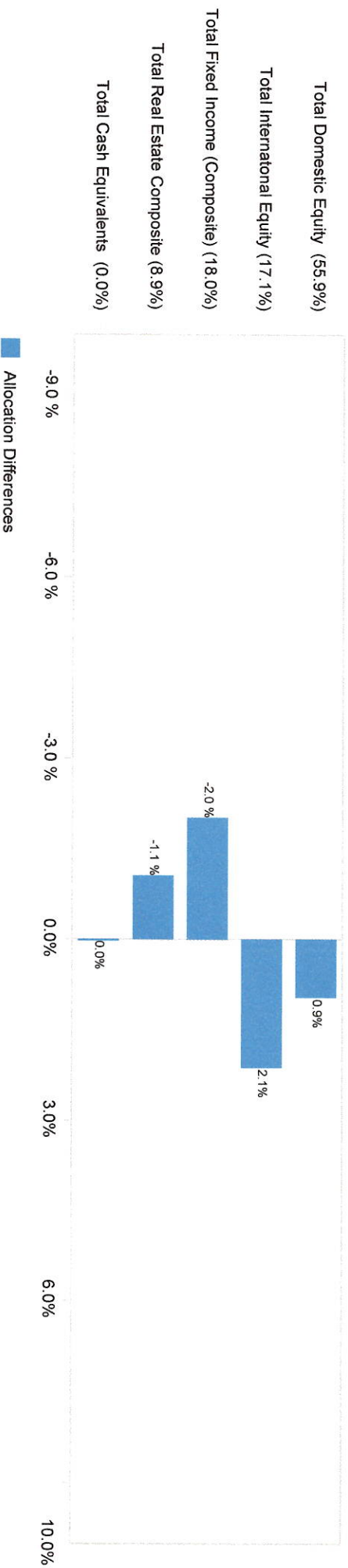


Executive Summary



Asset Allocation Compliance

	Asset Allocation \$	Current Allocation (%)	Target Allocation (%)	Differences (%)	Target Rebal. (\$000)
Total Fund	15,663,794	100.0	100.0	0.0	-
Total Domestic Equity	8,763,352	55.9	55.0	0.9	-148,265
Total International Equity	2,681,104	17.1	15.0	2.1	-331,535
Total Fixed Income (Composite)	2,818,547	18.0	20.0	-2.0	314,211
Total Real Estate Composite	1,400,790	8.9	10.0	-1.1	165,589
Total Cash Equivalents	-	0.0	0.0	0.0	-



Financial Reconciliation
Total Fund
Quarter To Date Ending March 31, 2026

	Financial Reconciliation Quarter to Date							
	Market Value 01/01/2026	Net Transfers	Contributions	Distributions	Income	Apprec./ Deprec.	Market Value 03/31/2026	
Vanguard S&P 500 ETF (VOO)	4,998,325	-58,277	-	-	14,753	-231,661	4,723,139	
Invesco S&P 500 Equal Weight ETF (RSP)	2,219,257	-	-	-	9,401	4,278	2,232,937	
Vanguard Small Cap 600 ETF (VIOO)	1,746,368	-	-	-	-	60,909	1,807,277	
Vanguard Total International Stock ETF (VXUS)	2,673,927	-57,840	-	-	2,761	62,255	2,681,104	
Vanguard Total Bond Market ETF (BND)	1,715,938	-	-	-	10,982	-10,046	1,716,875	
Vanguard Short-Term Treasury ETF (VGSH)	550,658	-	-	-	3,334	-1,789	552,203	
Vanguard Short-Term Corporate Bond ETF (VCSH)	548,745	-	-	-	3,913	-3,188	549,470	
Vanguard Real Estate (VNO)	1,382,600	-	-	-	14,776	3,414	1,400,790	
Cash Schwab	411	116,117	-	-116,528	-	-	-	
Total Fund	15,836,228	-	-	-116,528	59,920	-115,827	15,663,794	

Financial Reconciliation Fiscal Year to Date

	Market Value 07/01/2025	Net Transfers	Contributions	Distributions	Income	Apprec./ Deprec.	Market Value 03/31/2026
Vanguard S&P 500 ETF (VOO)	4,675,520	-245,373	-	-	42,808	250,183	4,723,139
Invesco S&P 500 Equal Weight ETF (RSP)	2,088,117	-	-	-	27,637	117,182	2,232,937
Vanguard Small Cap 600 ETF (VIOO)	1,572,336	-	-	-	23,418	211,522	1,807,277
Vanguard Total International Stock ETF (VXUS)	2,393,670	-57,840	-	-	62,680	282,594	2,681,104
Vanguard Total Bond Market ETF (BND)	1,667,338	-	-	-	49,541	-4	1,716,875
Vanguard Short-Term Treasury ETF (VGSH)	538,631	-	-	-	15,804	-2,232	552,203
Vanguard Short-Term Corporate Bond ETF (VCSH)	533,222	-	-	-	15,822	425	549,470
Vanguard Real Estate (VNO)	1,365,939	-	-	-	40,539	-5,688	1,400,790
Cash Schwab	314	303,212	-	-303,528	2	-	-
Total Fund	14,835,087	-	-	-303,528	278,251	853,983	15,663,794

Comparative Performance Trailing Returns
Total Fund
 As of March 31, 2026

	Performance(%)							Inception Date	Inception Date
	QTR	FYTD	1 YR	3 YR	5 YR	Inception	Inception Date		
Total Fund	-0.38 (N/A)	7.62 (N/A)	14.78 (N/A)	12.34 (N/A)	7.11 (N/A)	10.70 (N/A)	10/01/2017		
Total Fund Hybrid	-2.08 (N/A)	6.27 (N/A)	14.79 (N/A)	13.51 (N/A)	6.35 (N/A)	7.11 (N/A)	10/01/2017		
Difference	1.70	1.35	-0.01	-1.18	0.76	3.59			
All Endowment&Foundation-Total Fund Median	N/A	N/A	N/A	N/A	N/A	N/A	N/A		
Total Equity (Composite)	-0.70	9.47	19.44	15.20	9.21	12.78	11/01/2017		
Total Domestic Equity	-1.62 (50)	8.04 (42)	16.94 (45)	15.07 (40)	9.68 (32)	13.30 (14)	11/01/2017		
Russell 3000 Index	-3.96 (63)	6.39 (50)	18.09 (35)	17.85 (22)	10.87 (19)	12.93 (18)	11/01/2017		
Difference	2.34	1.65	-1.14	-2.79	-1.18	0.37			
All Cap Median	-1.77	6.35	16.17	13.62	7.98	9.88			
Vanguard S&P 500 ETF (VOO)	-4.41 (55)	6.14 (41)	17.68 (32)	18.27 (29)	11.98 (15)	18.40 (22)	04/01/2020		
S&P 500 Index	-4.33 (53)	6.18 (41)	17.80 (30)	18.32 (28)	12.06 (13)	18.46 (21)	04/01/2020		
Difference	-0.07	-0.05	-0.13	-0.05	-0.08	-0.06			
Large Cap Median	-4.17	5.24	15.90	16.29	9.83	16.87			
Invesco S&P 500 Equal Weight ETF (RSP)	0.62 (21)	6.94 (36)	12.65 (73)	11.72 (87)	N/A	6.82 (74)	08/01/2021		
S&P 500 Equal Weighted	0.67 (21)	7.01 (36)	12.85 (71)	11.93 (86)	8.25 (76)	7.02 (71)	08/01/2021		
Difference	-0.05	-0.08	-0.21	-0.21	N/A	-0.21			
Large Cap Median	-4.17	5.24	15.90	16.29	9.83	8.55			
Vanguard Small Cap 600 ETF (VIOO)	3.49 (26)	14.94 (30)	20.57 (41)	10.51 (53)	4.36 (52)	15.94 (42)	04/01/2020		
S&P SmallCap 600 Index	3.51 (26)	14.87 (30)	20.50 (42)	10.51 (53)	4.49 (51)	15.98 (42)	04/01/2020		
Difference	-0.03	0.07	0.08	0.00	-0.14	-0.04			
Small Cap Median	1.12	11.44	18.98	10.78	4.50	15.26			
Total International Equity	2.37 (24)	14.35 (21)	28.14 (24)	15.51 (32)	7.61 (43)	14.10 (37)	04/04/2020		
MSCI AC World ex USA	-0.60 (59)	11.83 (35)	25.58 (35)	15.09 (37)	7.56 (43)	13.70 (45)	04/04/2020		
Difference	2.97	2.52	2.56	0.42	0.05	0.40			
Foreign Median	0.43	9.36	22.32	13.70	6.91	13.35			
Vanguard Total International Stock ETF (VXUS)	2.32 (25)	14.30 (22)	28.08 (24)	15.49 (33)	7.60 (43)	14.09 (37)	04/01/2020		
Vanguard Spliced Total International Stock Index	-0.59 (59)	11.60 (36)	25.47 (35)	14.63 (41)	7.11 (48)	13.54 (47)	04/01/2020		
Difference	2.91	2.70	2.61	0.86	0.49	0.55			
Foreign Median	0.43	9.36	22.32	13.70	6.91	13.35			

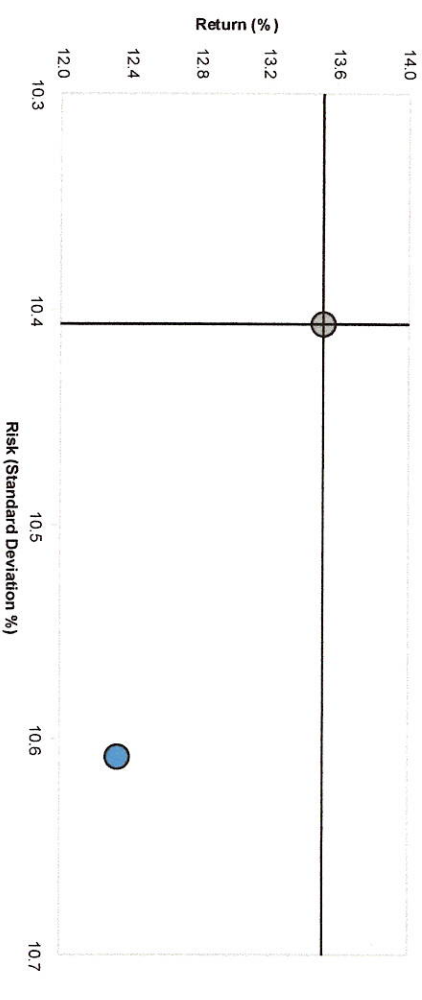
Comparative Performance Trailing Returns
Total Fund
As of March 31, 2026

	Performance(%)										Inception Date
	QTR	FYTD	1 YR	3 YR	5 YR	Inception					
Total Fixed Income (Composite)	0.11	2.90	4.27	4.49	1.98	1.84					07/01/2020
Vanguard Total Bond Market ETF (BND)	0.05 (19)	2.97 (50)	4.23 (52)	N/A	N/A	4.81 (54)					09/01/2023
Blmbg. U.S. Aggregate Float Adjusted Difference	-0.07 (49)	3.01 (44)	4.26 (49)	3.63 (48)	0.34 (39)	4.85 (48)					
Intermediate Core Bond Median	0.13	-0.04	-0.03	N/A	N/A	-0.03					
	-0.08	2.97	4.25	3.61	0.26	4.83					
Vanguard Short-Term Treasury ETF (VGSH)	0.28 (45)	2.52 (51)	3.75 (51)	3.65 (76)	1.60 (48)	1.40 (49)					07/01/2020
Blmbg. U.S. Treasury: 1-3 Year Difference	0.27 (53)	2.54 (45)	3.77 (48)	4.04 (41)	1.82 (26)	1.60 (29)					
Short Government Median	0.01	-0.02	-0.02	-0.39	-0.22	-0.20					
	0.28	2.52	3.75	3.98	1.53	1.39					
Vanguard Short-Term Corporate Bond ETF (VCSH)	0.13 (55)	3.05 (19)	4.93 (10)	5.36 (25)	2.37 (41)	2.29 (49)					07/01/2020
Blmbg. U.S. Corporate 1-5 Year Index Difference	0.09 (55)	2.99 (23)	4.85 (14)	5.43 (22)	2.40 (38)	2.34 (47)					
Short-Term Bond Median	0.04	0.06	0.08	-0.07	-0.03	-0.05					
	0.15	2.71	4.28	4.90	2.24	2.27					
Total Real Estate Composite	1.32 (84)	2.55 (67)	1.86 (65)	6.42 (57)	N/A	-0.21 (62)					12/01/2021
Vanguard Spliced REIT Index Difference	1.36 (83)	2.65 (63)	1.97 (64)	6.54 (52)	3.30 (67)	-0.04 (53)					
Real Estate Median	-0.04	-0.10	-0.11	-0.12	N/A	-0.18					
	3.34	3.31	2.83	6.55	3.82	0.03					
Vanguard Real Estate (VNO)	1.32 (84)	2.55 (67)	1.86 (65)	6.42 (57)	N/A	-0.20 (61)					12/01/2021
Vanguard Spliced REIT Index Difference	1.36 (83)	2.65 (63)	1.97 (64)	6.54 (52)	3.30 (67)	-0.04 (53)					
Real Estate Median	-0.04	-0.10	-0.11	-0.12	N/A	-0.16					
	3.34	3.31	2.83	6.55	3.82	0.03					
Cash Schwab	0.00 (100)	0.36 (100)	0.36 (100)	0.36 (100)	0.25 (100)	0.21 (100)					04/01/2020
90 Day U.S. Treasury Bill Difference	0.85 (44)	2.93 (20)	4.00 (22)	4.74 (12)	3.34 (15)	2.79 (12)					
Money Market-Taxable Median	-0.85	-2.57	-3.64	-4.38	-3.09	-2.58					
	0.83	2.81	3.86	4.55	3.18	2.65					

Historical Statistics 3 Years

	Return	Standard Deviation	Sharpe Ratio	Up Market Capture	Up Quarters	Down Market Capture	Down Quarters
Investment	12.34	10.61	0.72	98.67	8	107.75	4
Index	13.51	10.41	0.83	100.00	8	100.00	4

Risk and Return 3 Years

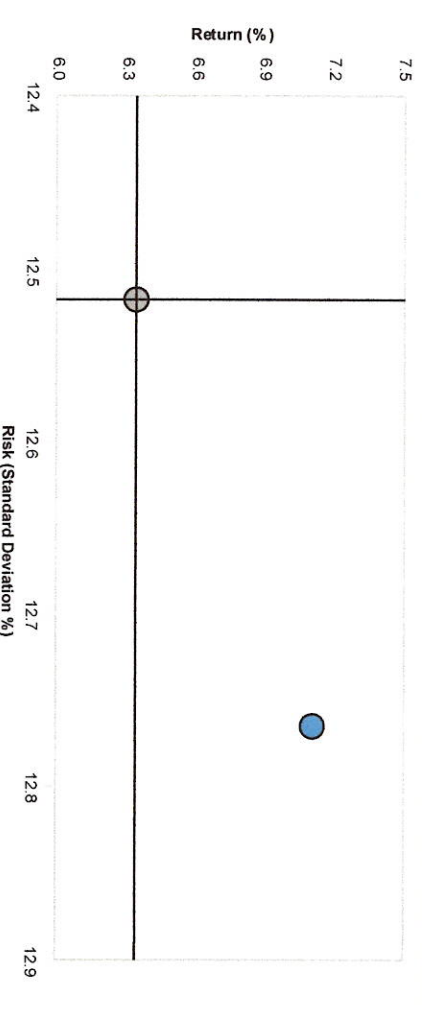


No data found.

Historical Statistics 5 Years

	Return	Standard Deviation	Sharpe Ratio	Up Market Capture	Up Quarters	Down Market Capture	Down Quarters
Investment	7.11	12.76	0.35	102.31	12	98.32	8
Index	6.35	12.52	0.30	100.00	12	100.00	8

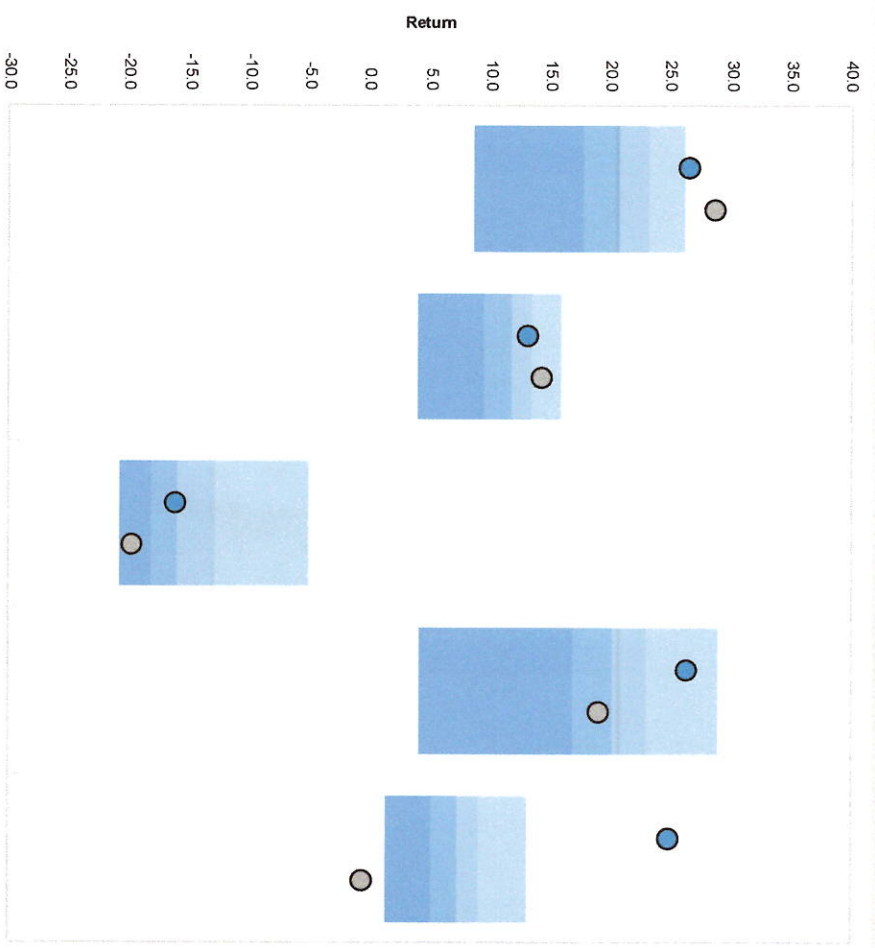
Risk and Return 5 Years



No data found.

No data found.

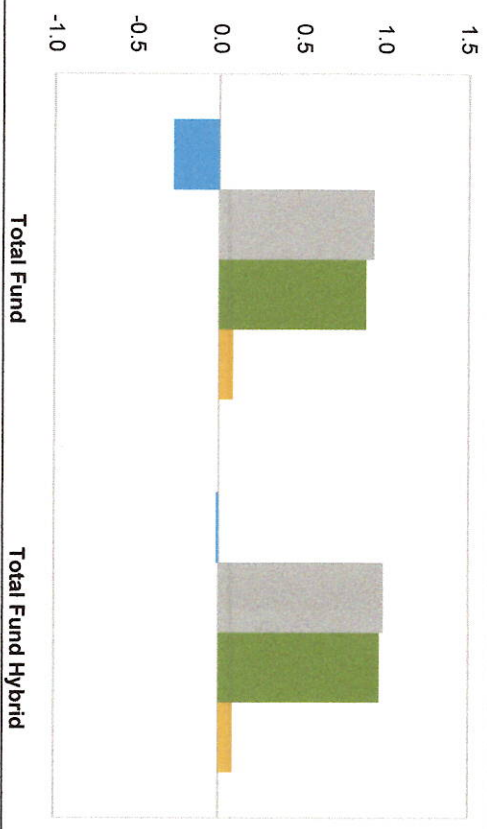
Plan Sponsor Peer Group Analysis vs. All Endowment&Foundation-Total Fund



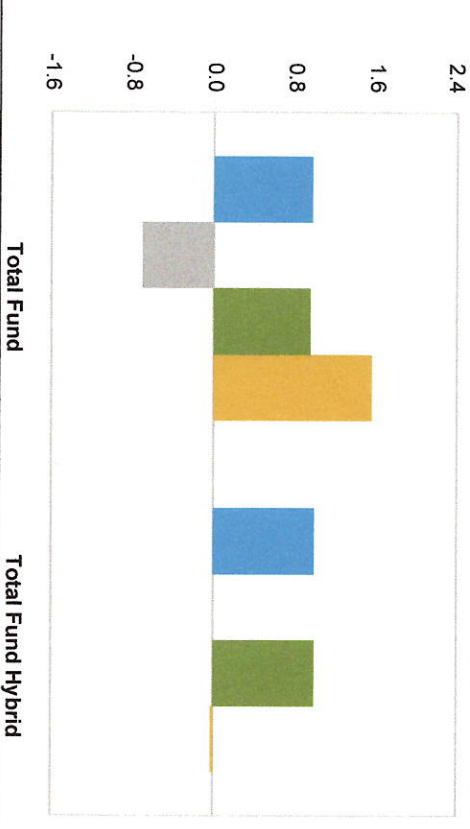
Comparative Performance

	1 Qtr Ending Dec-2025	1 Qtr Ending Sep-2025	1 Qtr Ending Jun-2025	1 Qtr Ending Mar-2025	4 Quarters Ending Sep-2024	4 Quarters Ending Sep-2023	4 Quarters Ending Sep-2022	4 Quarters Ending Sep-2021	4 Quarters Ending Sep-2020
Investment	1.94 (87)	5.97 (7)	6.65 (48)	-0.93 (86)	26.67 (4)	13.23 (30)	-16.14 (62)	26.37 (11)	24.90 (1)
Index	2.07 (47)	6.32 (3)	8.02 (13)	-0.99 (87)	28.83 (2)	14.29 (16)	-19.81 (92)	19.11 (62)	-0.56 (99)
Median	2.03	4.62	6.56	0.16	20.82	11.83	-16.00	20.32	7.32

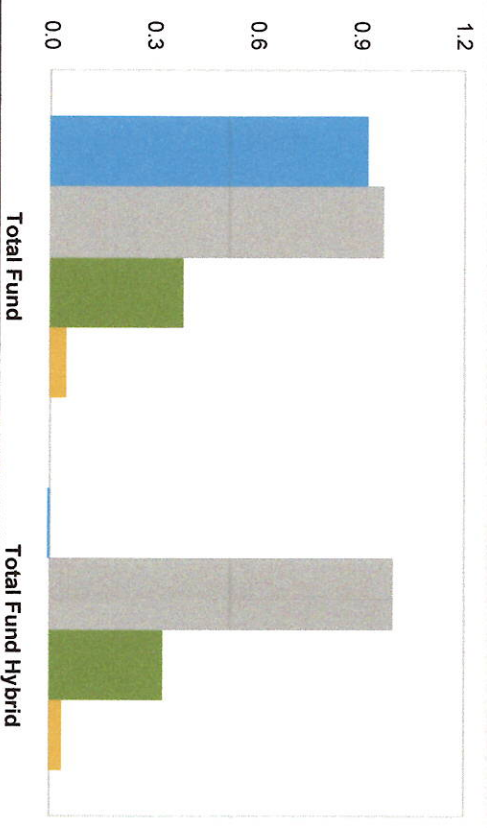
Risk / Reward Historical Statistics 3 Years Ending March 31, 2026



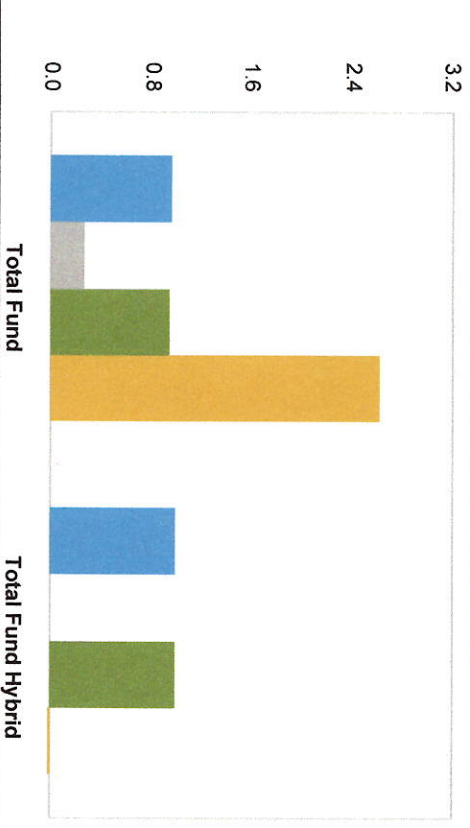
Index Relative Historical Statistics 3 Years Ending March 31, 2026



Risk / Reward Historical Statistics 5 Years Ending March 31, 2026



Index Relative Historical Statistics 5 Years Ending March 31, 2026



Benchmark: Total Fund Hybrid


Historical Statistics 3 Years

	Return	Standard Deviation	Sharpe Ratio	Up Market Capture	Up Quarters	Down Market Capture	Down Quarters
Investment	18.28	11.89	1.10	99.92	9	100.10	3
Index	18.32	11.89	1.10	100.00	9	100.00	3

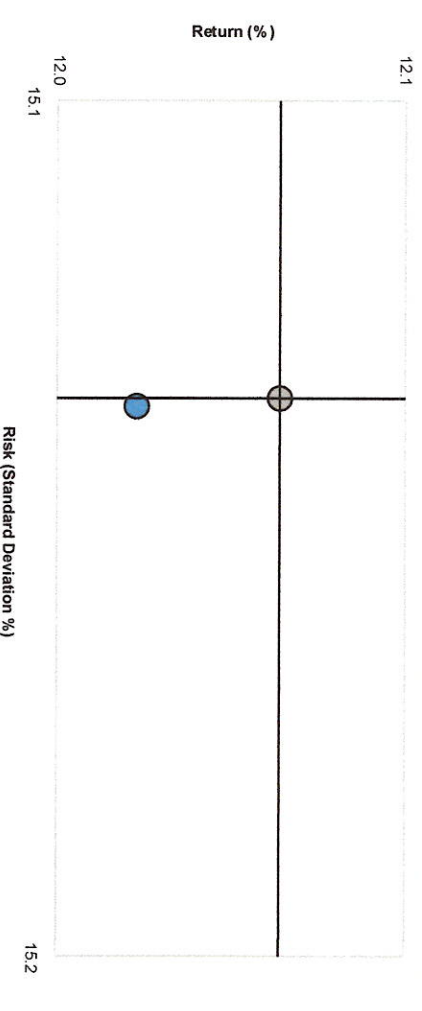
Historical Statistics 5 Years

	Return	Standard Deviation	Sharpe Ratio	Up Market Capture	Up Quarters	Down Market Capture	Down Quarters
Investment	12.02	15.14	0.61	99.91	14	100.08	6
Index	12.06	15.13	0.62	100.00	14	100.00	6


Risk and Return 3 Years




Risk and Return 5 Years



3 Year Rolling Percentile Rank Large Cap



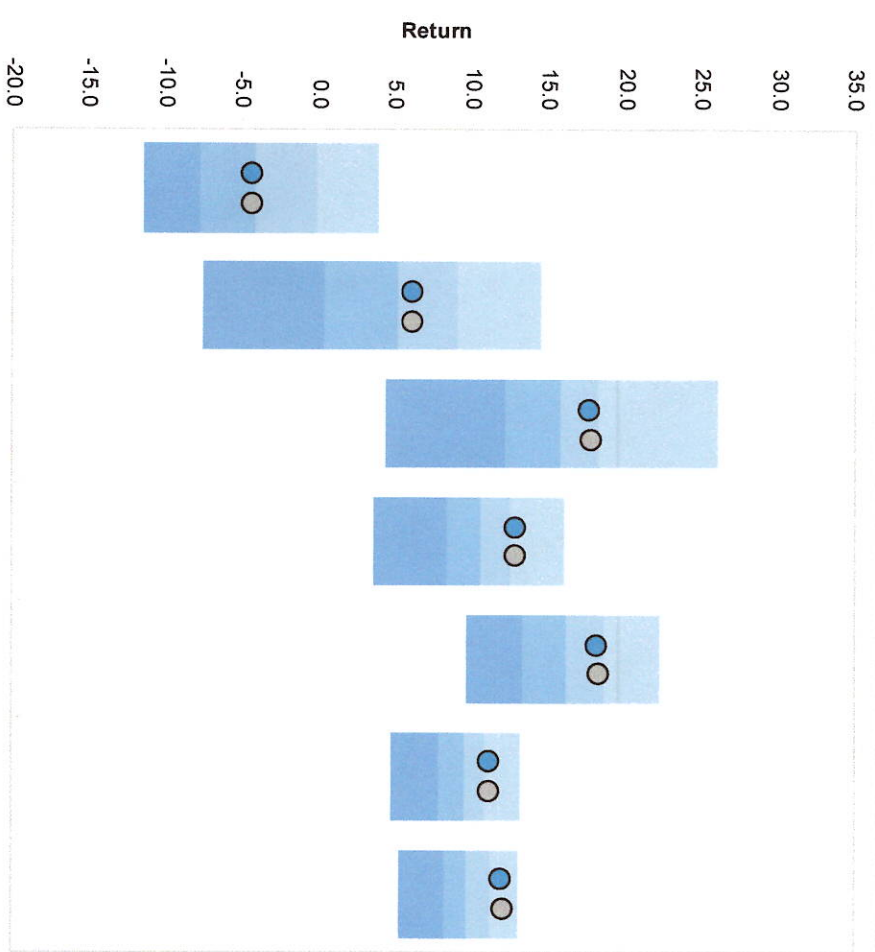
5 Year Rolling Percentile Rank Large Cap



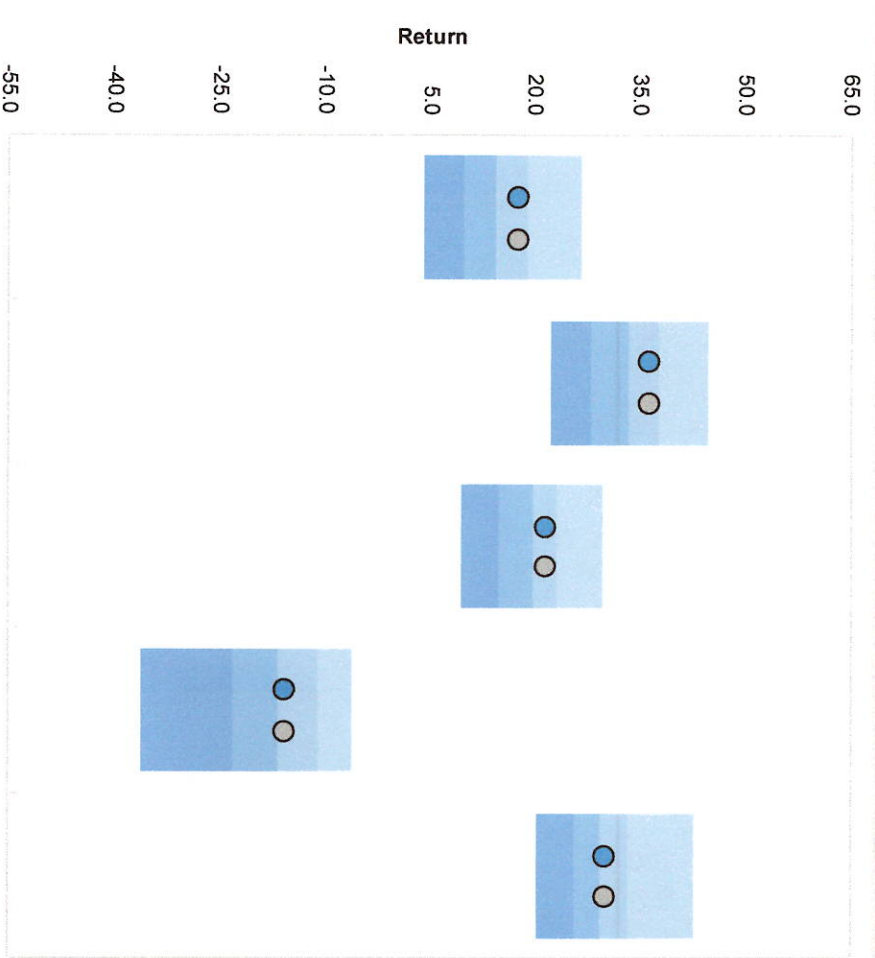
Total Period	5-25 Count	25-Median Count	Median-75 Count	75-95 Count
Investment	20 (45%)	11 (55%)	0 (0%)	0 (0%)
Index	20 (50%)	10 (50%)	0 (0%)	0 (0%)

Total Period	5-25 Count	25-Median Count	Median-75 Count	75-95 Count
Investment	20 (55%)	9 (45%)	0 (0%)	0 (0%)
Index	20 (35%)	7 (35%)	0 (0%)	0 (0%)

Peer Group Analysis - Large Cap



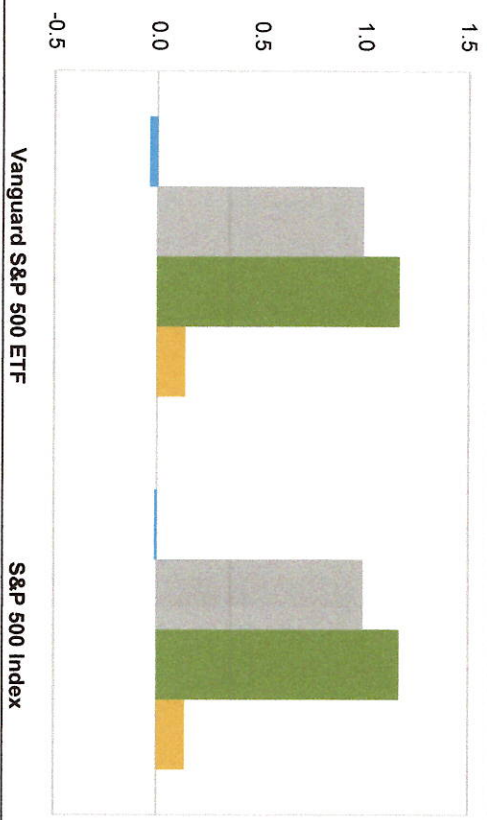
Peer Group Analysis - Large Cap



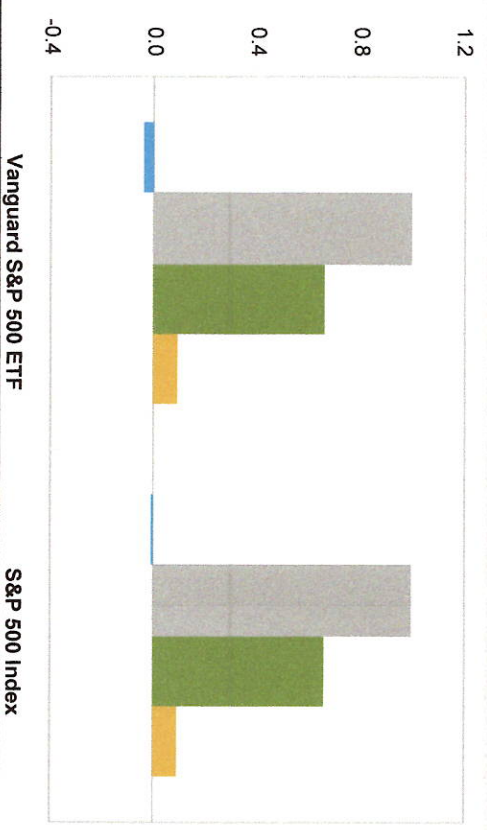
Comparative Performance

	Investment	Index	Median
1 Qtr Ending Dec-2025	2.65 (36)	2.66 (36)	2.29
1 Qtr Ending Sep-2025	8.11 (24)	8.12 (23)	6.54
1 Qtr Ending Jun-2025	10.94 (44)	10.94 (44)	10.46
1 Qtr Ending Mar-2025	-4.28 (50)	-4.27 (50)	-4.30
1 Qtr Ending Dec-2024	2.40 (37)	2.41 (36)	1.60
1 Qtr Ending Sep-2024	5.88 (48)	5.89 (47)	5.80

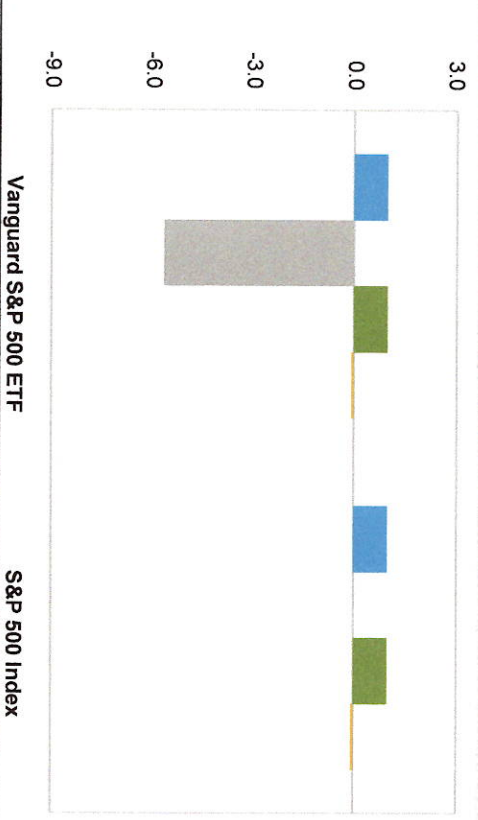
Risk / Reward Historical Statistics 3 Years Ending March 31, 2026



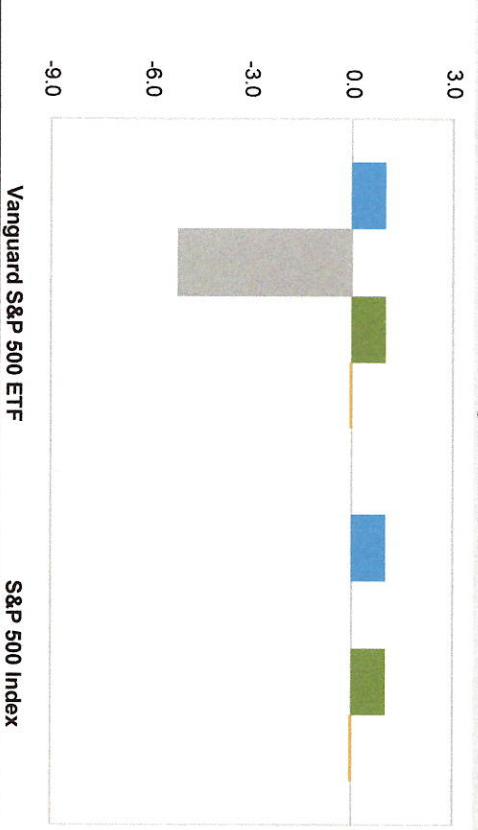
Risk / Reward Historical Statistics 5 Years Ending March 31, 2026



Index Relative Historical Statistics 3 Years Ending March 31, 2026



Index Relative Historical Statistics 5 Years Ending March 31, 2026



Benchmark: S&P 500 Index

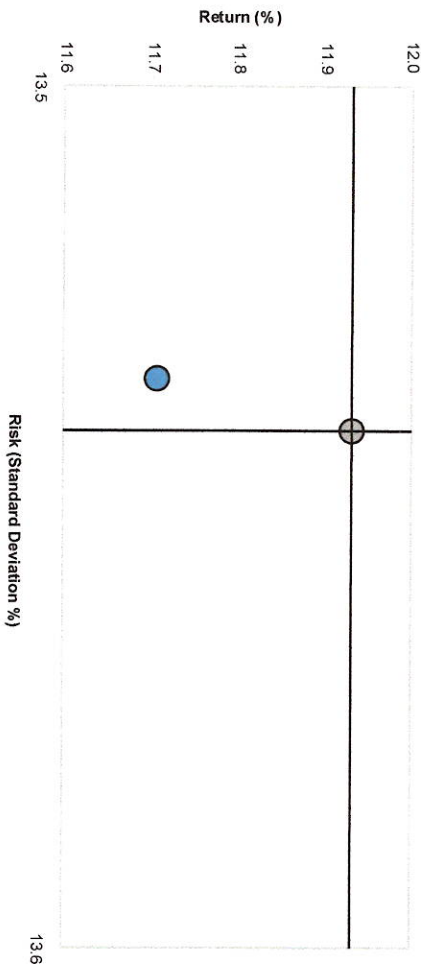
Historical Statistics 3 Years

	Return	Standard Deviation	Sharpe Ratio	Up Market Capture	Up Quarters	Down Market Capture	Down Quarters
Investment	11.71	13.53	0.55	99.51	8	100.51	4
Index	11.93	13.54	0.56	100.00	8	100.00	4

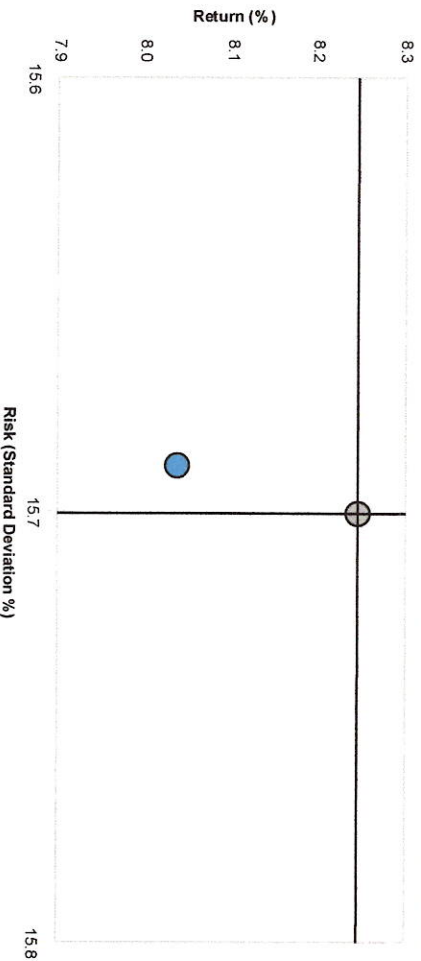
Historical Statistics 5 Years

	Return	Standard Deviation	Sharpe Ratio	Up Market Capture	Up Quarters	Down Market Capture	Down Quarters
Investment	8.04	15.69	0.36	99.53	12	100.37	8
Index	8.25	15.70	0.38	100.00	12	100.00	8

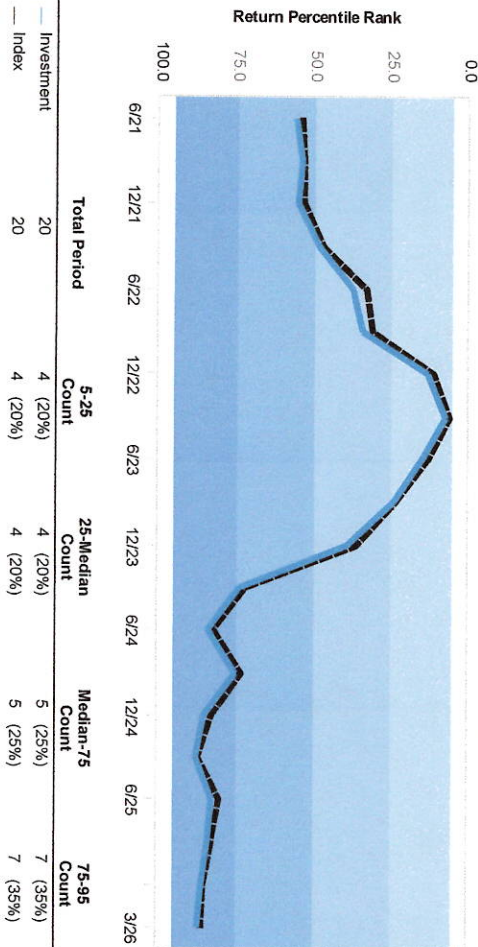
Risk and Return 3 Years



Risk and Return 5 Years




3 Year Rolling Percentile Rank Large Cap



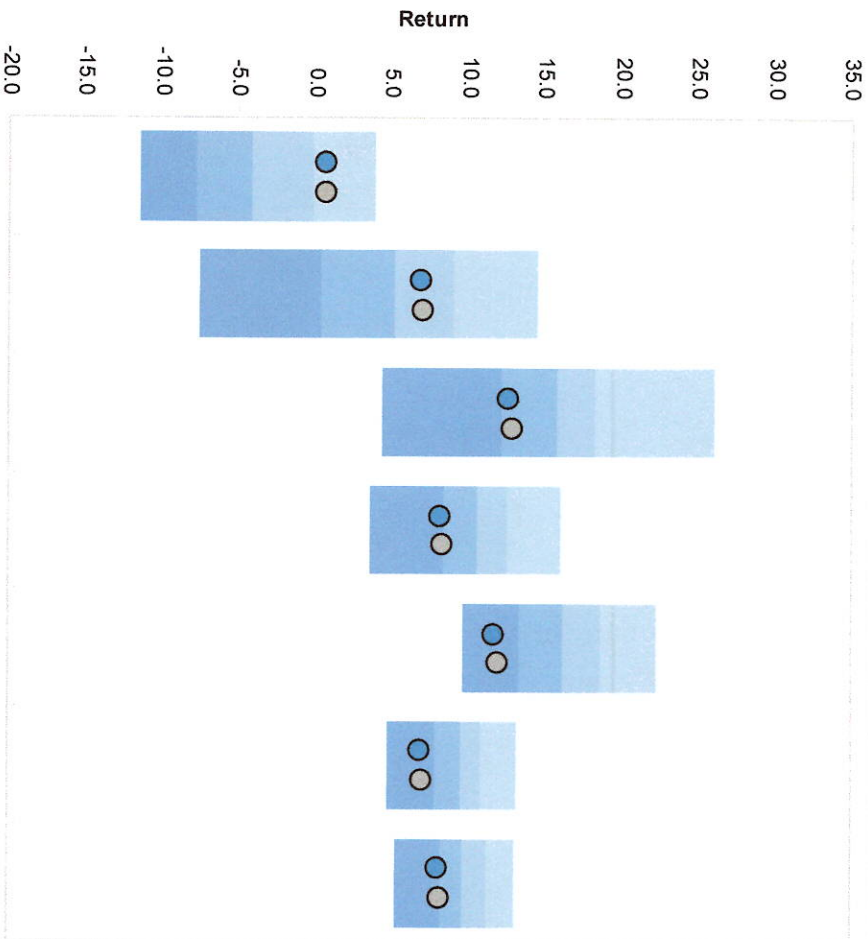
Total Period	5-25 Count	25-Median Count	Median-75 Count	75-95 Count
Investment	4 (20%)	4 (20%)	5 (25%)	7 (35%)
Index	20	4 (20%)	5 (25%)	7 (35%)

5 Year Rolling Percentile Rank Large Cap

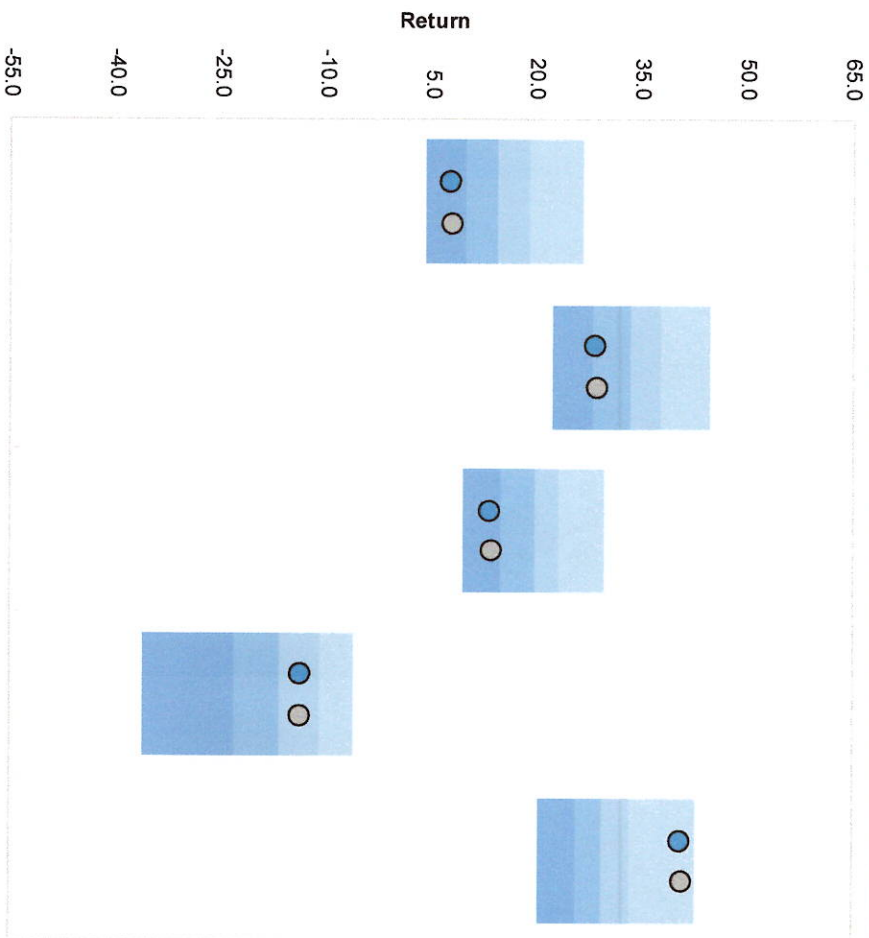


Total Period	5-25 Count	25-Median Count	Median-75 Count	75-95 Count
Investment	0 (0%)	5 (25%)	13 (65%)	2 (10%)
Index	20	5 (25%)	14 (70%)	1 (5%)

Peer Group Analysis - Large Cap



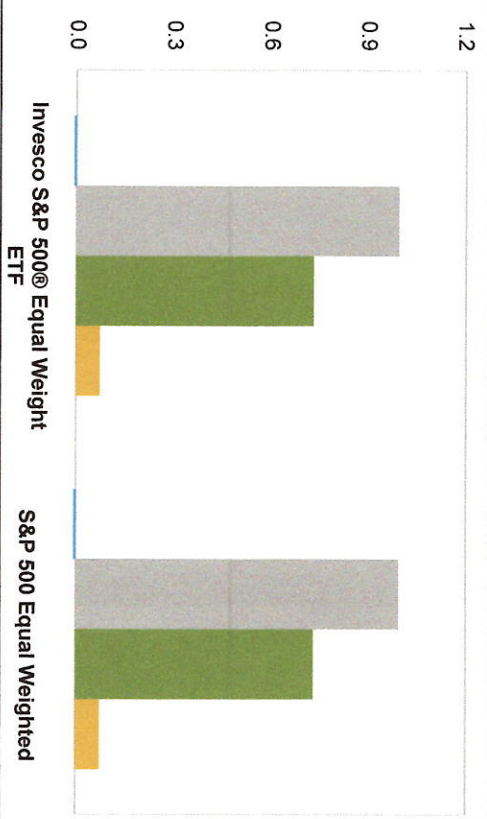
Peer Group Analysis - Large Cap



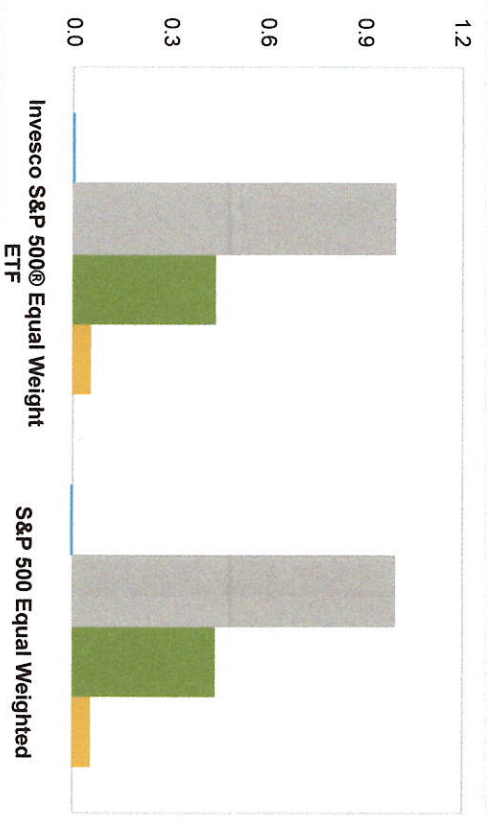
Comparative Performance

	Investment	Index	Median
QTR	0.61 (21)	0.67 (21)	-4.17
FYTD	6.87 (37)	7.01 (36)	5.24
1 YR	12.65 (73)	12.85 (71)	15.90
2 YR	8.17 (78)	8.38 (76)	10.67
3 YR	11.71 (87)	11.93 (86)	16.29
4 YR	6.86 (86)	7.06 (85)	9.61
5 YR	8.04 (79)	8.25 (76)	9.83
1 Qtr Ending Dec-2025	1.34 (70)	1.39 (69)	2.29
1 Qtr Ending Sep-2025	4.82 (78)	4.84 (78)	6.54
1 Qtr Ending Jun-2025	5.41 (73)	5.46 (73)	10.46
1 Qtr Ending Mar-2025	-0.66 (33)	-0.61 (33)	-4.30
1 Qtr Ending Dec-2024	-1.92 (81)	-1.87 (81)	1.60
1 Qtr Ending Sep-2024	9.53 (8)	9.60 (7)	5.80

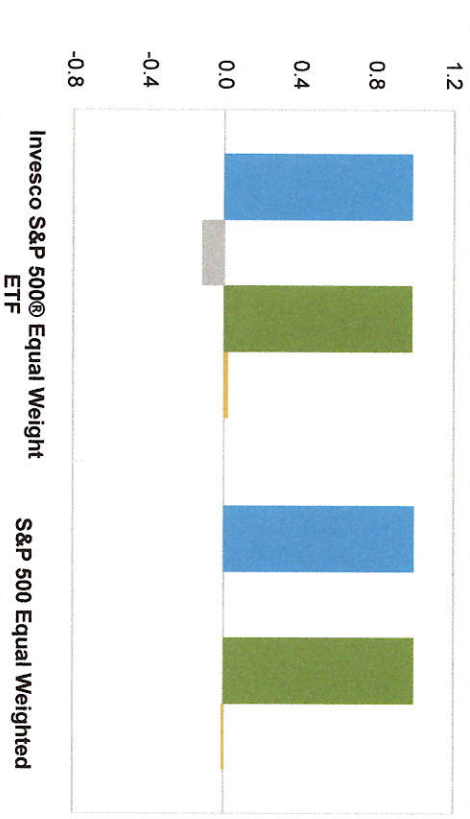
Risk / Reward Historical Statistics 3 Years Ending March 31, 2026



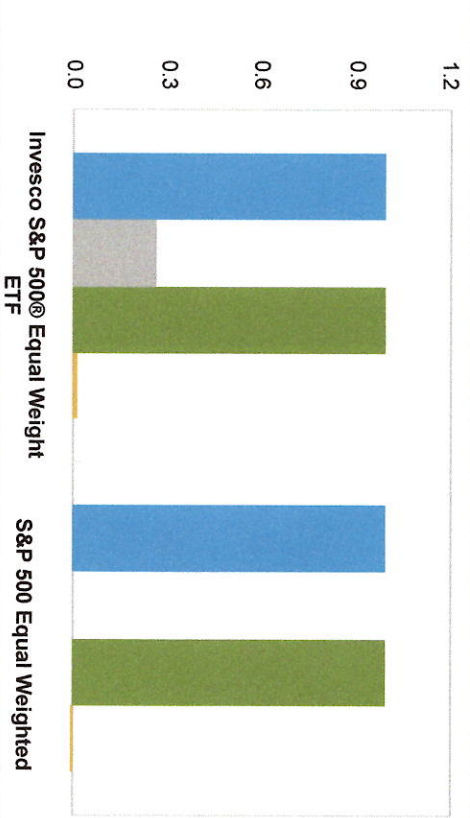
Risk / Reward Historical Statistics 5 Years Ending March 31, 2026



Index Relative Historical Statistics 3 Years Ending March 31, 2026



Index Relative Historical Statistics 5 Years Ending March 31, 2026



Benchmark: S&P 500 Equal Weighted

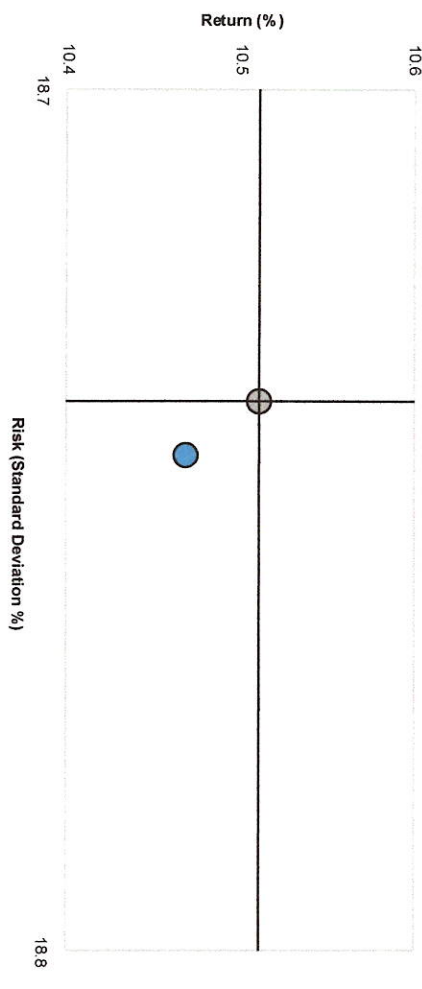
Historical Statistics 3 Years

	Return	Standard Deviation	Sharpe Ratio	Up Market Capture	Up Quarters	Down Market Capture	Down Quarters
Investment	10.47	18.74	0.38	99.96	8	100.12	4
Index	10.51	18.74	0.36	100.00	8	100.00	4


Historical Statistics 5 Years

	Return	Standard Deviation	Sharpe Ratio	Up Market Capture	Up Quarters	Down Market Capture	Down Quarters
Investment	4.42	19.38	0.15	99.88	12	100.15	8
Index	4.49	19.37	0.15	100.00	12	100.00	8


Risk and Return 3 Years



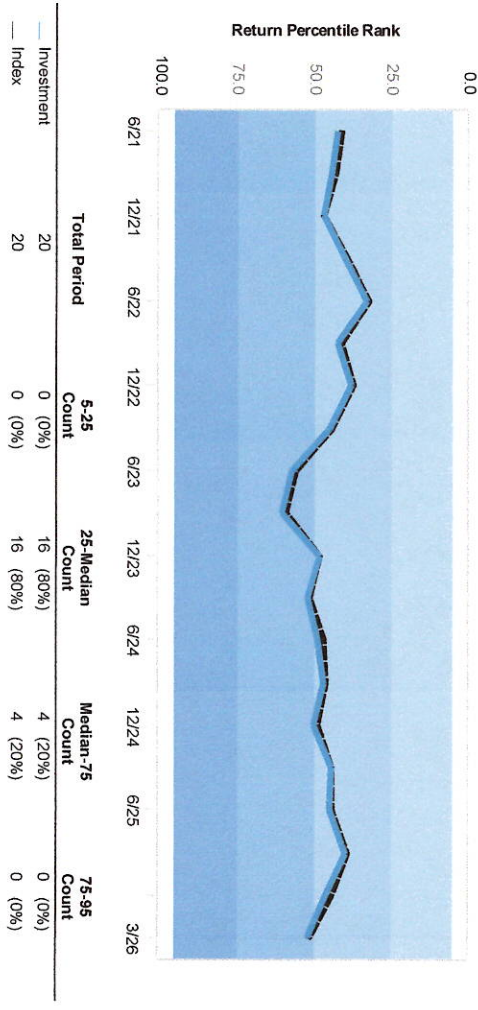
Risk and Return 5 Years



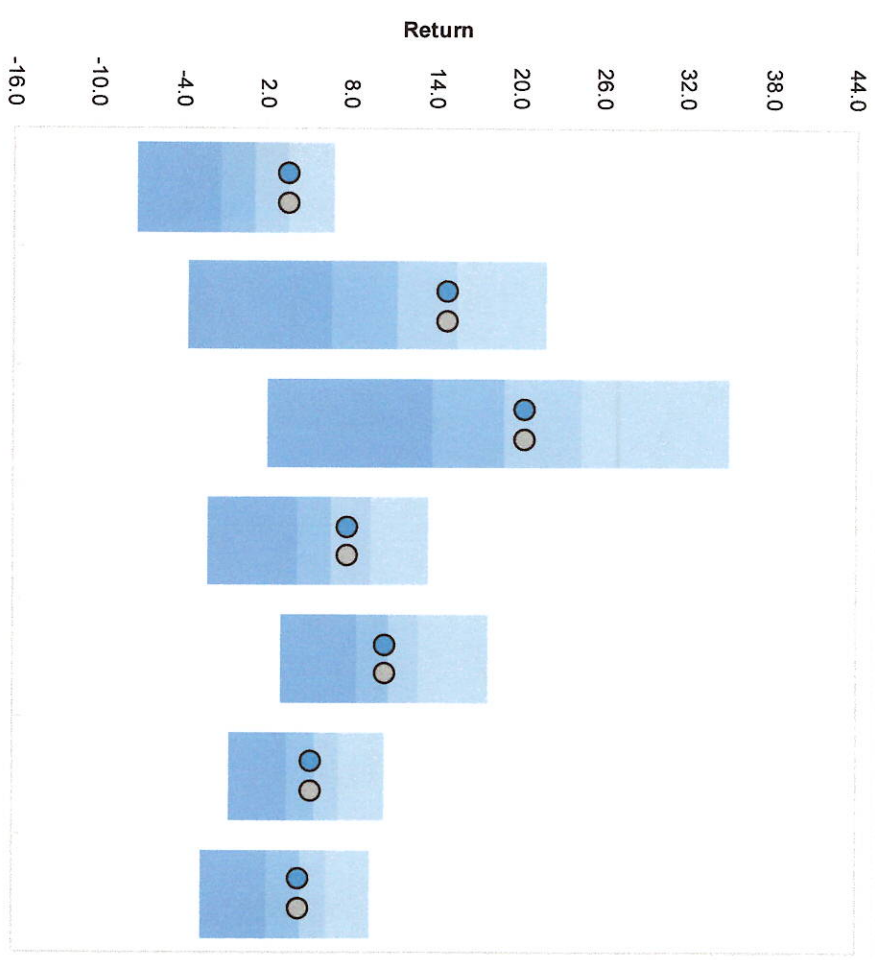
3 Year Rolling Percentile Rank Small Cap



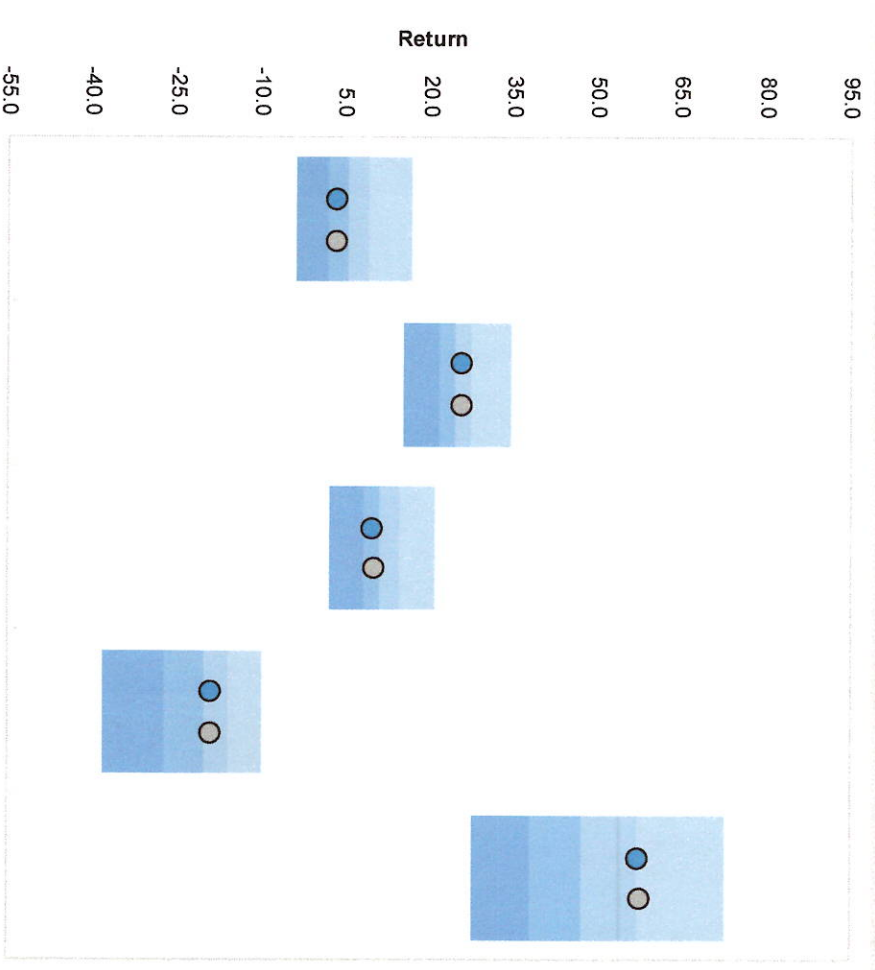
5 Year Rolling Percentile Rank Small Cap



Peer Group Analysis - Small Cap




Peer Group Analysis - Small Cap




Comparative Performance

	Investment	Index	Median
QTR	3.52 (26)	3.51 (26)	1.12
FYTD	14.87 (30)	14.87 (30)	11.44
1 YR	20.49 (42)	20.50 (42)	18.98
2 YR	7.95 (40)	7.90 (40)	6.64
3 YR	10.47 (54)	10.51 (53)	10.78
4 YR	5.27 (56)	5.33 (55)	5.59
5 YR	4.42 (52)	4.49 (51)	4.50
1 Qtr Ending Dec-2025	1.69 (55)	1.70 (55)	1.87
1 Qtr Ending Sep-2025	9.11 (35)	9.11 (35)	7.74
1 Qtr Ending Jun-2025	4.90 (59)	4.90 (59)	6.53
1 Qtr Ending Mar-2025	-8.94 (58)	-8.93 (58)	-8.55
1 Qtr Ending Dec-2024	-0.59 (64)	-0.58 (64)	0.07
1 Qtr Ending Sep-2024	10.10 (13)	10.13 (12)	8.15

Risk / Reward Historical Statistics 3 Years Ending March 31, 2026




Index Relative Historical Statistics 3 Years Ending March 31, 2026




Benchmark: S&P SmallCap 600 Index

Risk / Reward Historical Statistics 5 Years Ending March 31, 2026



Index Relative Historical Statistics 5 Years Ending March 31, 2026



Benchmark: S&P SmallCap 600 Index


Historical Statistics 3 Years

	Return	Standard Deviation	Sharpe Ratio	Up Market Capture	Up Quarters	Down Market Capture	Down Quarters
Investment	15.32	12.43	0.84	101.53	10	99.06	2
Index	14.63	13.03	0.76	100.00	9	100.00	3

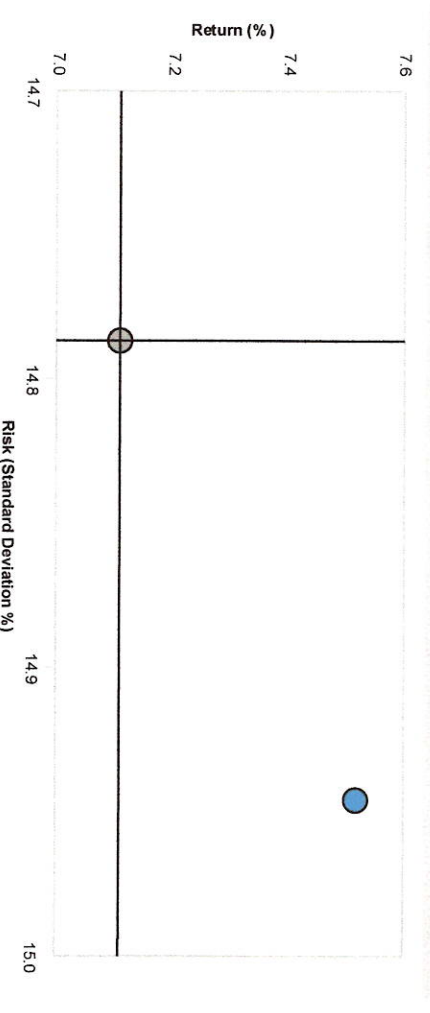
Historical Statistics 5 Years

	Return	Standard Deviation	Sharpe Ratio	Up Market Capture	Up Quarters	Down Market Capture	Down Quarters
Investment	7.52	14.95	0.34	103.72	14	103.13	6
Index	7.11	14.79	0.32	100.00	13	100.00	7


Risk and Return 3 Years




Risk and Return 5 Years



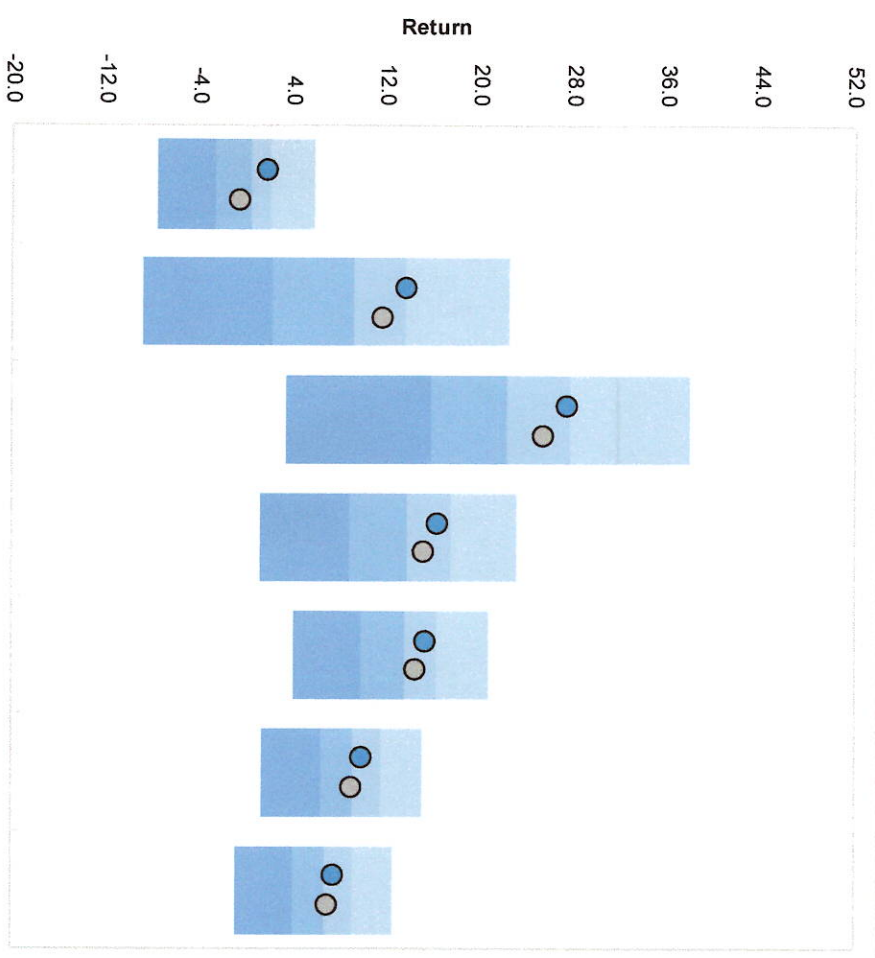
3 Year Rolling Percentile Rank Foreign



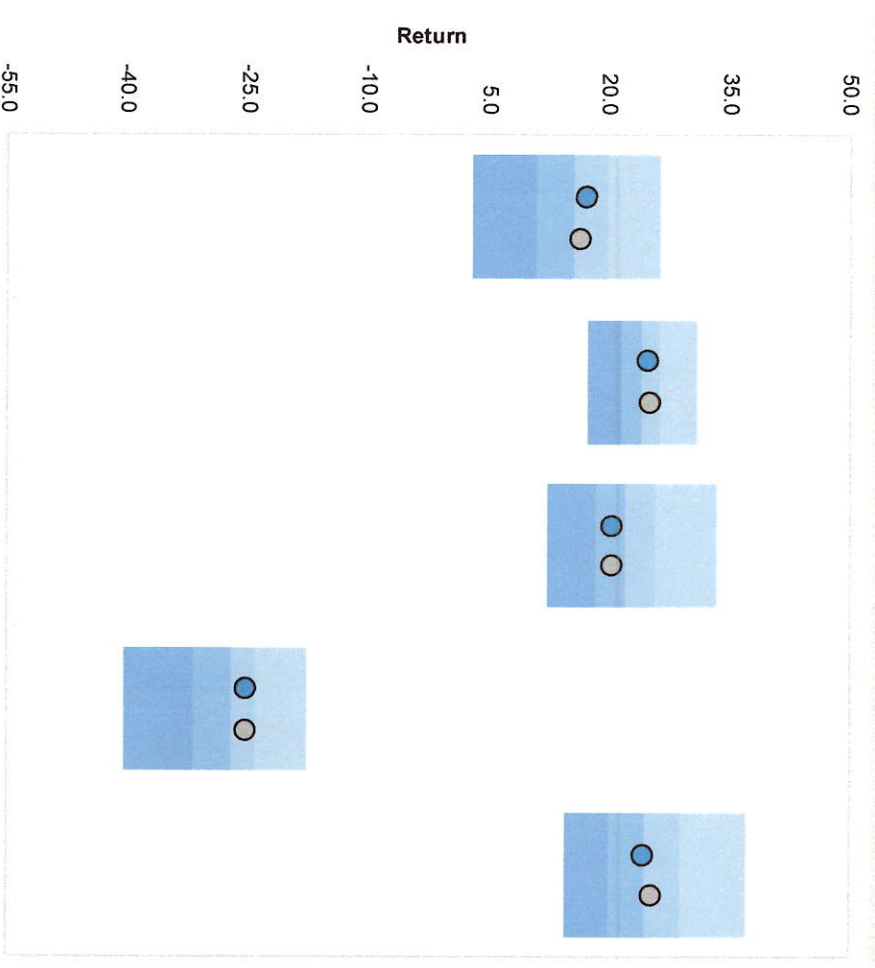
5 Year Rolling Percentile Rank Foreign



Peer Group Analysis - Foreign



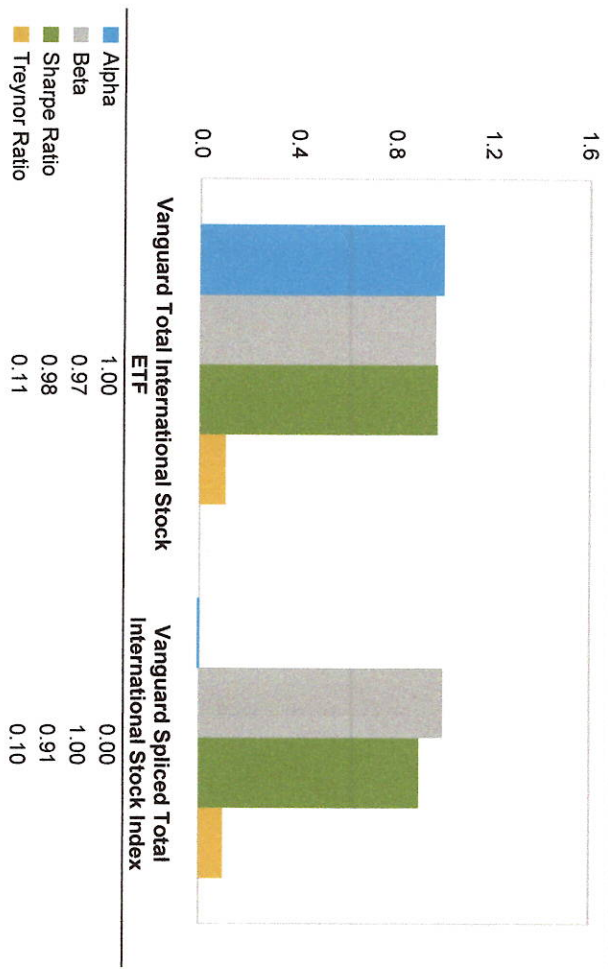
Peer Group Analysis - Foreign



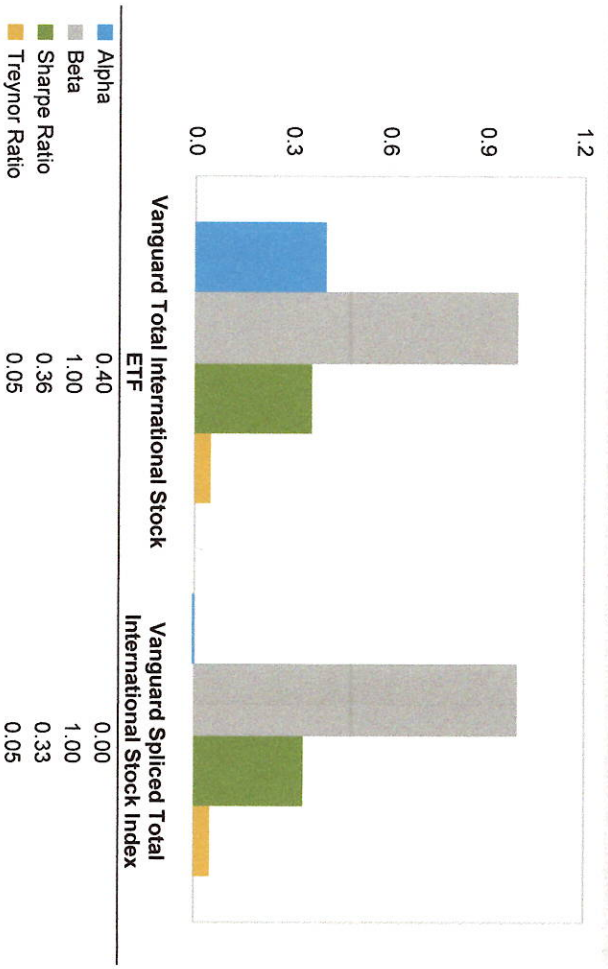
Comparative Performance

	QTR	FYTD	1 YR	2 YR	3 YR	4 YR	5 YR	Oct-2024 To Sep-2025	Oct-2023 To Sep-2024	Oct-2022 To Sep-2023	Oct-2021 To Sep-2022	Oct-2020 To Sep-2021	
Investment	1.75 (30)	13.76 (25)	27.52 (27)	16.49 (30)	15.32 (34)	9.98 (43)	7.52 (44)	5.51 (58)	24.92 (42)	20.53 (62)	-25.20 (33)	24.44 (52)	
Index	-0.59 (59)	11.60 (36)	25.47 (35)	15.18 (40)	14.63 (41)	9.16 (51)	7.11 (48)	4.55 (69)	25.22 (37)	20.40 (63)	-25.20 (33)	25.37 (45)	
Median	0.43	9.36	22.32	13.87	13.70	9.20	6.91	6.23	24.21	22.09	-26.91	24.69	
		1 Qtr Ending Dec-2025			1 Qtr Ending Sep-2025		1 Qtr Ending Jun-2025		1 Qtr Ending Mar-2025		1 Qtr Ending Dec-2024		1 Qtr Ending Sep-2024
Investment		4.51 (41)			6.97 (16)		12.10 (52)		5.51 (58)		-7.39 (47)		8.03 (36)
Index		4.85 (34)			7.07 (16)		12.43 (48)		4.55 (69)		-7.49 (51)		8.39 (28)
Median		4.02			4.62		12.24		6.23		-7.48		7.25

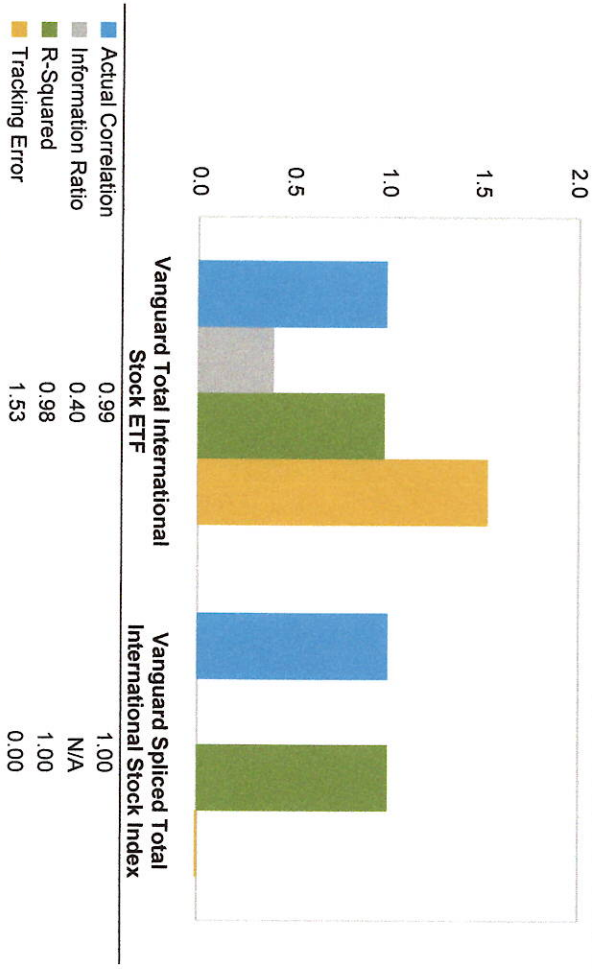
Risk / Reward Historical Statistics 3 Years Ending March 31, 2026



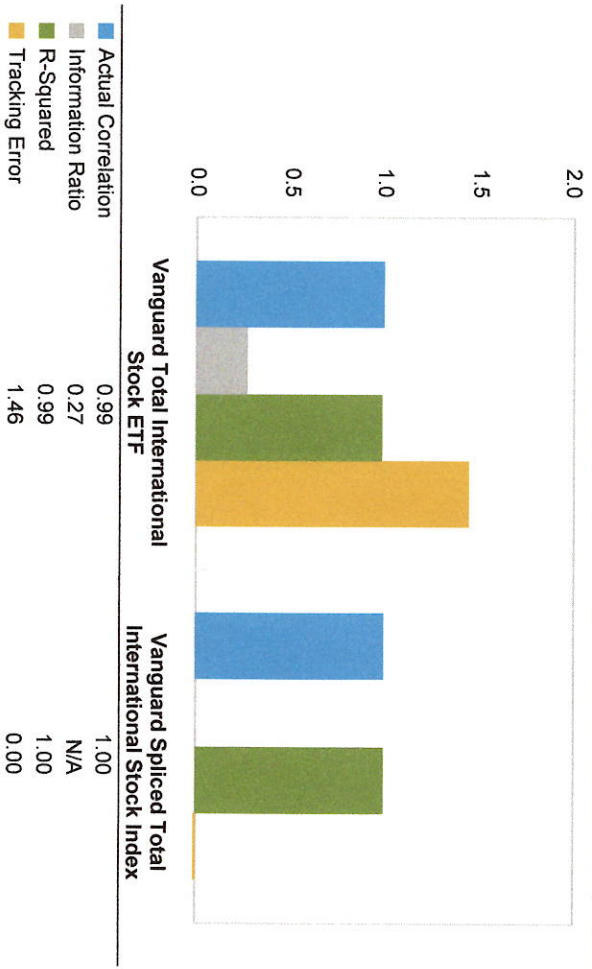
Risk / Reward Historical Statistics 5 Years Ending March 31, 2026



Index Relative Historical Statistics 3 Years Ending March 31, 2026



Index Relative Historical Statistics 5 Years Ending March 31, 2026



Benchmark: Vanguard Spliced Total International Stock Index

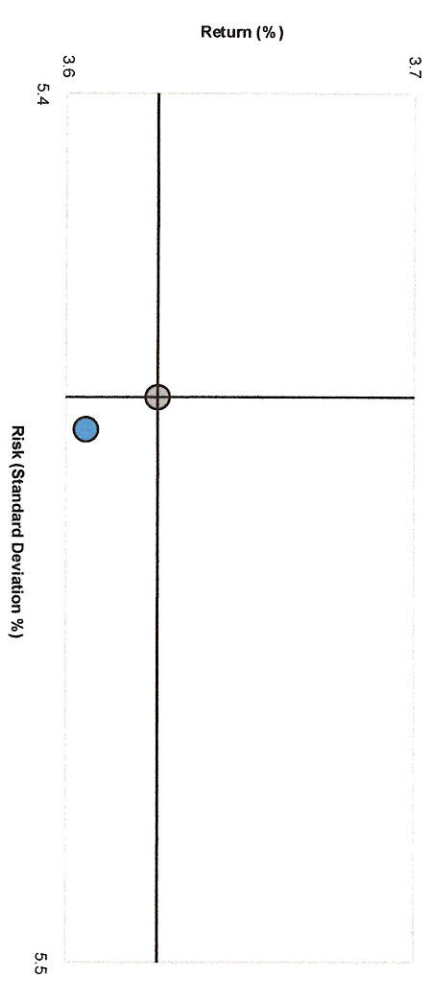
Historical Statistics 3 Years

Return	Standard Deviation	Sharpe Ratio	Up Market Capture	Up Quarters	Down Market Capture	Down Quarters
Investment 3.61	5.44	-0.17	100.24	8	100.74	4
Index 3.63	5.43	-0.17	100.00	7	100.00	5

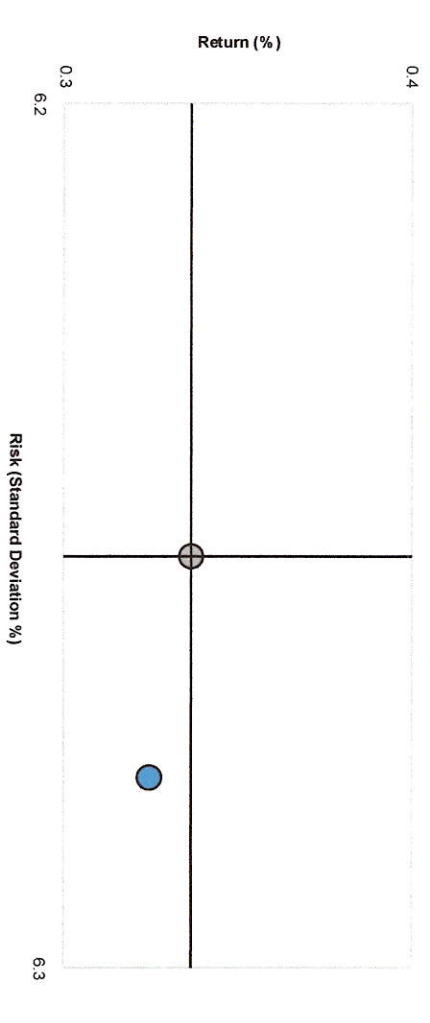
Historical Statistics 5 Years

Return	Standard Deviation	Sharpe Ratio	Up Market Capture	Up Quarters	Down Market Capture	Down Quarters
Investment 0.32	6.28	-0.45	100.74	12	100.91	8
Index 0.34	6.25	-0.45	100.00	12	100.00	8


Risk and Return 3 Years



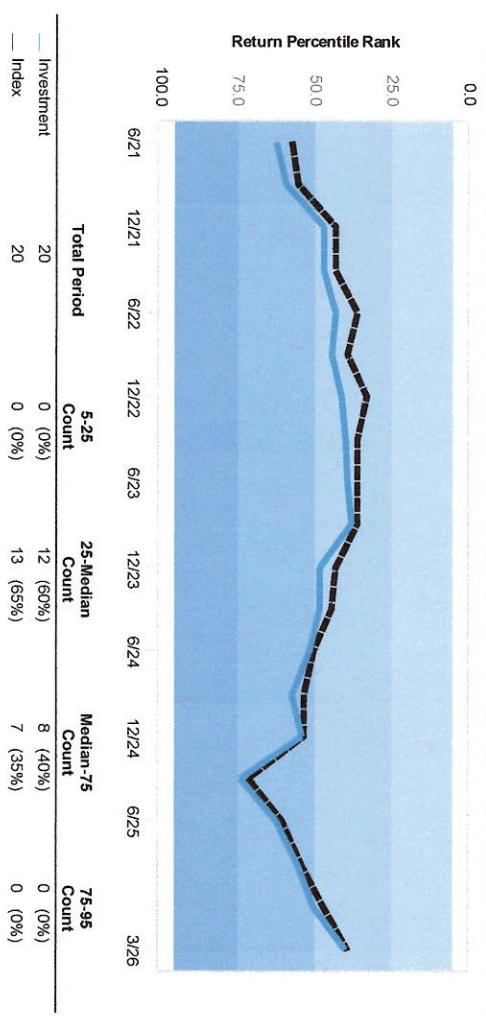
Risk and Return 5 Years



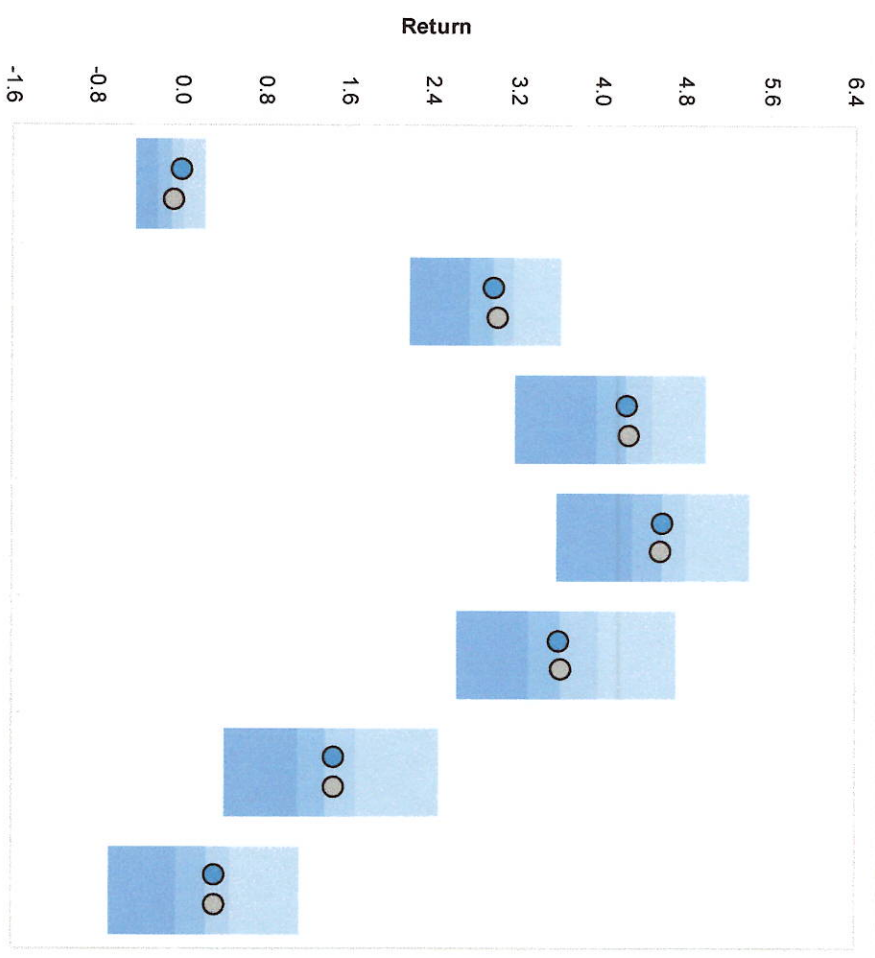
3 Year Rolling Percentile Rank Intermediate Core Bond



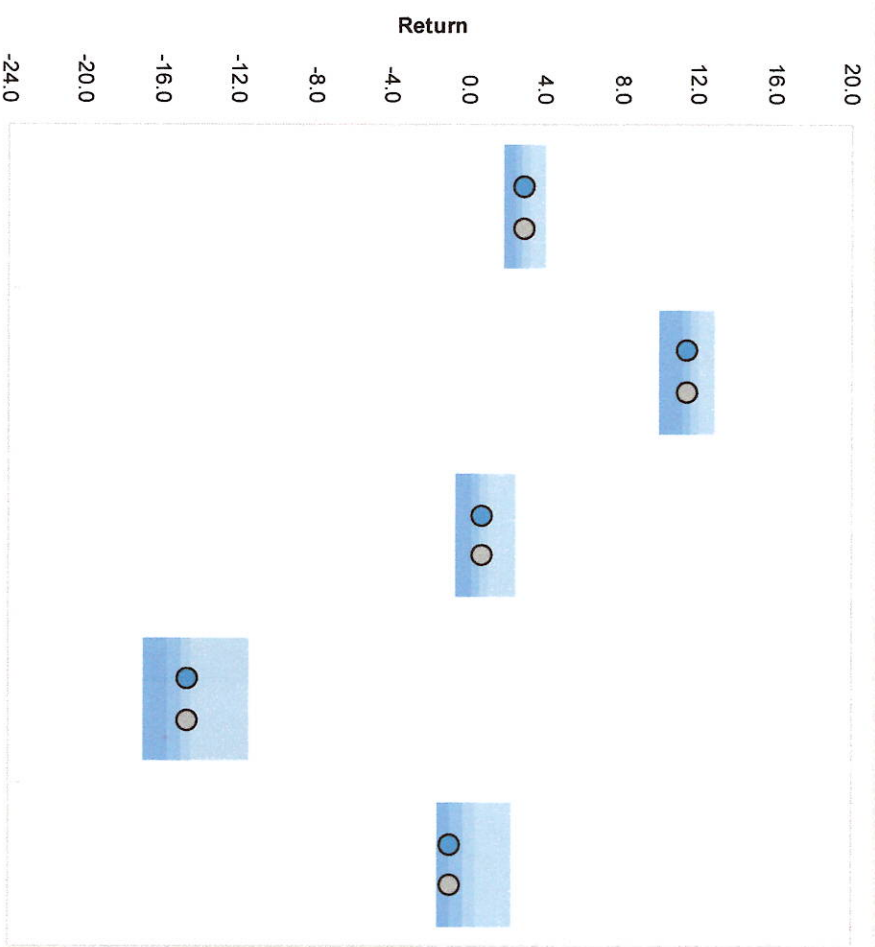
5 Year Rolling Percentile Rank Intermediate Core Bond



Peer Group Analysis - Intermediate Core Bond




Peer Group Analysis - Intermediate Core Bond




Comparative Performance

	Investment	Index	Median
QTR	0.01 (29)	-0.07 (49)	-0.08
FYTD	2.99 (48)	3.01 (44)	2.97
1 YR	4.24 (51)	4.26 (49)	4.25
2 YR	4.58 (51)	4.57 (52)	4.58
3 YR	3.61 (52)	3.63 (48)	3.61
4 YR	1.46 (42)	1.47 (40)	1.40
5 YR	0.32 (40)	0.34 (39)	0.26
1 Qtr Ending Dec-2025	0.96 (60)	1.07 (29)	0.99
1 Qtr Ending Sep-2025	2.00 (57)	1.99 (58)	2.02
1 Qtr Ending Jun-2025	1.22 (52)	1.22 (52)	1.23
1 Qtr Ending Mar-2025	2.77 (35)	2.75 (38)	2.70
1 Qtr Ending Dec-2024	-3.02 (47)	-2.99 (42)	-3.04
1 Qtr Ending Sep-2024	5.12 (50)	5.13 (48)	5.12


Risk / Reward Historical Statistics 3 Years Ending March 31, 2026




Risk / Reward Historical Statistics 5 Years Ending March 31, 2026



Index Relative Historical Statistics 3 Years Ending March 31, 2026



Index Relative Historical Statistics 5 Years Ending March 31, 2026

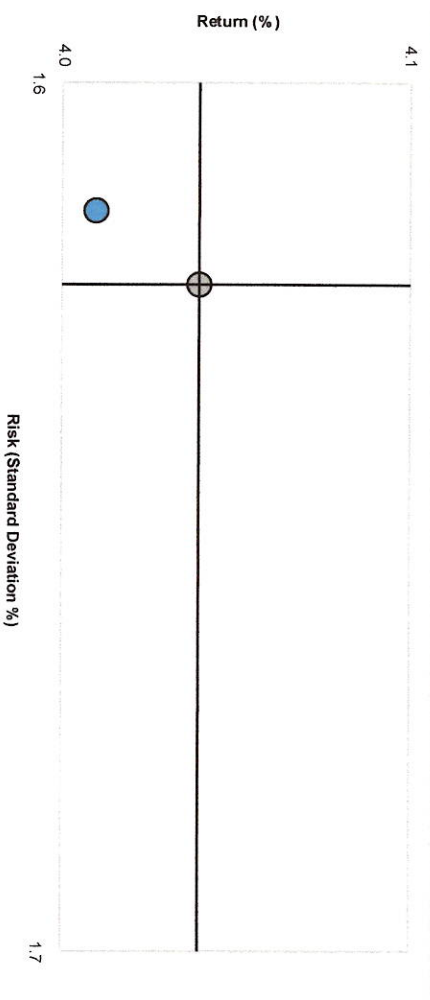


Benchmark: Blimbg. U.S. Aggregate Float Adjusted

Historical Statistics 3 Years

	Return	Standard Deviation	Sharpe Ratio	Up Market Capture	Up Quarters	Down Market Capture	Down Quarters
Investment	4.01	1.61	-0.43	99.21	10	96.93	2
Index	4.04	1.62	-0.41	100.00	10	100.00	2

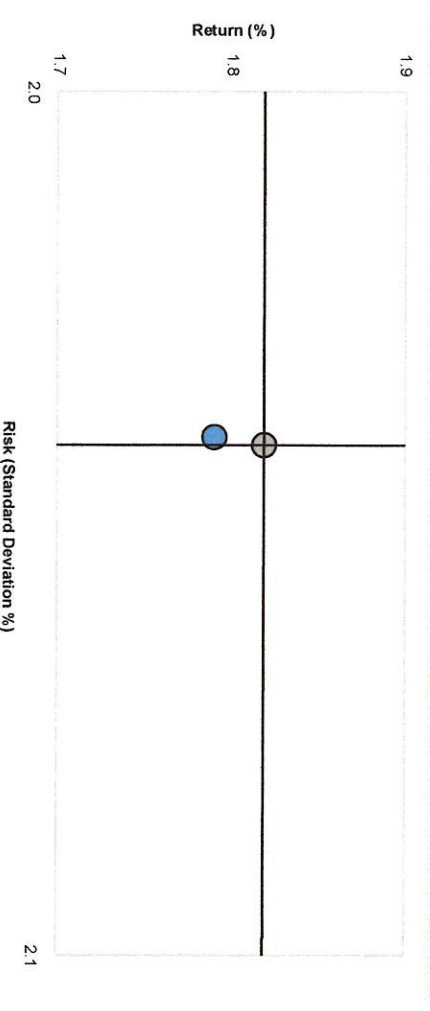
Risk and Return 3 Years




Historical Statistics 5 Years

	Return	Standard Deviation	Sharpe Ratio	Up Market Capture	Up Quarters	Down Market Capture	Down Quarters
Investment	1.79	2.04	-0.81	99.33	13	100.11	7
Index	1.82	2.04	-0.79	100.00	13	100.00	7


Risk and Return 5 Years



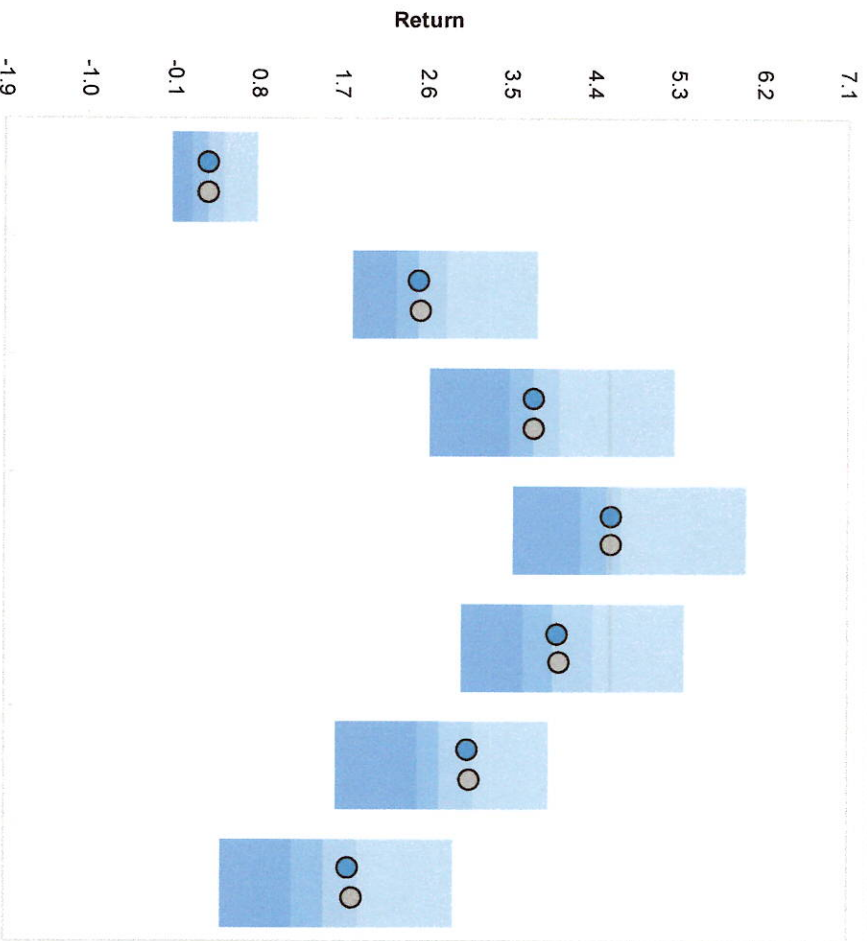
3 Year Rolling Percentile Rank Short Government



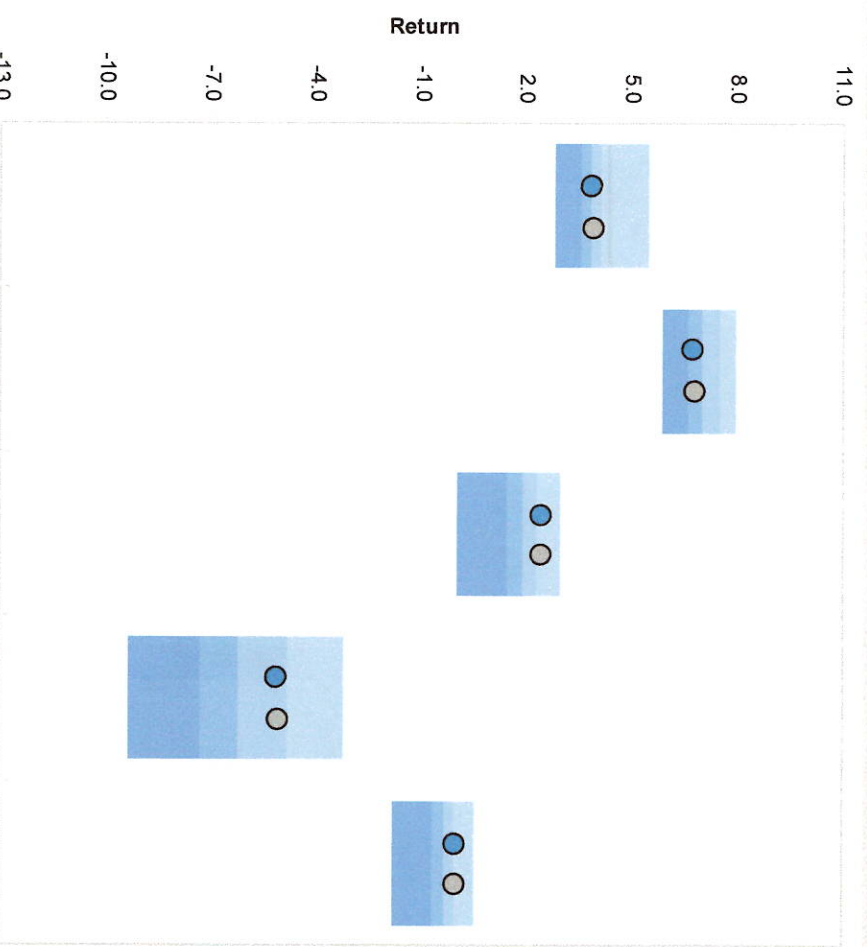
5 Year Rolling Percentile Rank Short Government



Peer Group Analysis - Short Government




Peer Group Analysis - Short Government




Comparative Performance

	QTR	FYTD	1 YR	2 YR	3 YR	4 YR	5 YR	1 Qtr Ending Sep-2025	1 Qtr Ending Jun-2025	1 Qtr Ending Mar-2025	1 Qtr Ending Dec-2024	1 Qtr Ending Sep-2024
Investment	0.28 (45)	2.52 (51)	3.75 (51)	4.58 (42)	4.01 (43)	3.05 (28)	1.79 (28)	1.10 (65)	1.20 (43)	1.60 (62)	-0.09 (29)	2.90 (42)
Index	0.27 (53)	2.54 (45)	3.77 (48)	4.59 (38)	4.04 (41)	3.07 (26)	1.82 (26)	1.12 (51)	1.20 (46)	1.62 (57)	-0.10 (33)	2.91 (41)
Median	0.28	2.52	3.75	4.54	3.98	2.76	1.53	1.12	1.18	1.66	-0.22	2.89


Risk / Reward Historical Statistics 3 Years Ending March 31, 2026




Risk / Reward Historical Statistics 5 Years Ending March 31, 2026



Index Relative Historical Statistics 3 Years Ending March 31, 2026



Index Relative Historical Statistics 5 Years Ending March 31, 2026

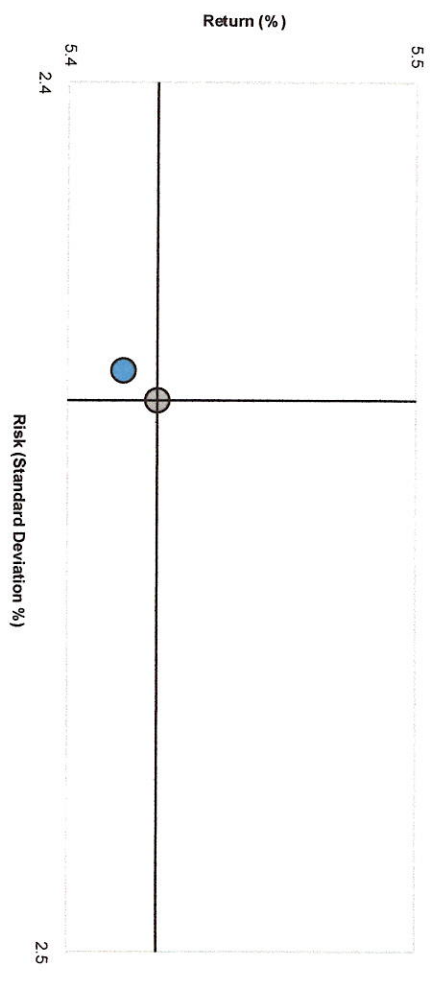


Benchmark: Bimbg. U.S. Treasury: 1-3 Year

Historical Statistics 3 Years

	Return	Standard Deviation	Sharpe Ratio	Up Market Capture	Up Quarters	Down Market Capture	Down Quarters
Investment	5.42	2.43	0.28	100.02	11	100.74	1
Index	5.43	2.44	0.29	100.00	11	100.00	1

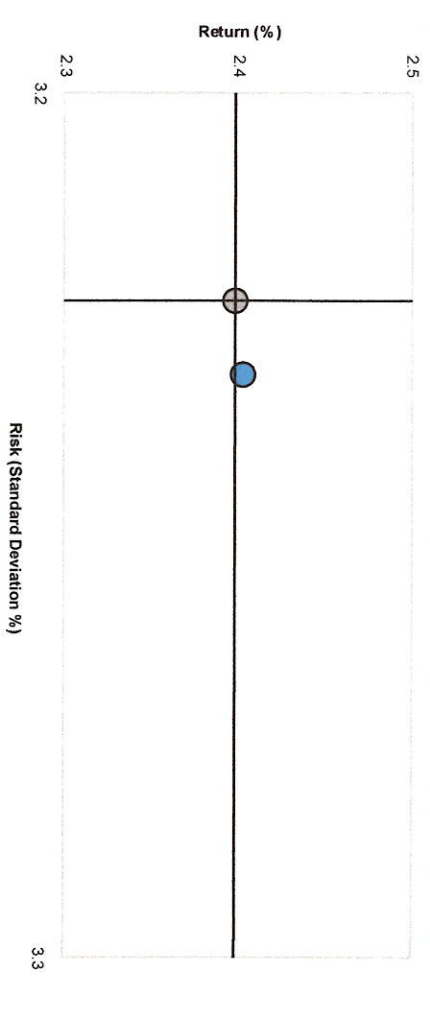
Risk and Return 3 Years




Historical Statistics 5 Years

	Return	Standard Deviation	Sharpe Ratio	Up Market Capture	Up Quarters	Down Market Capture	Down Quarters
Investment	2.40	3.23	-0.28	100.23	15	100.26	5
Index	2.40	3.22	-0.28	100.00	15	100.00	5


Risk and Return 5 Years



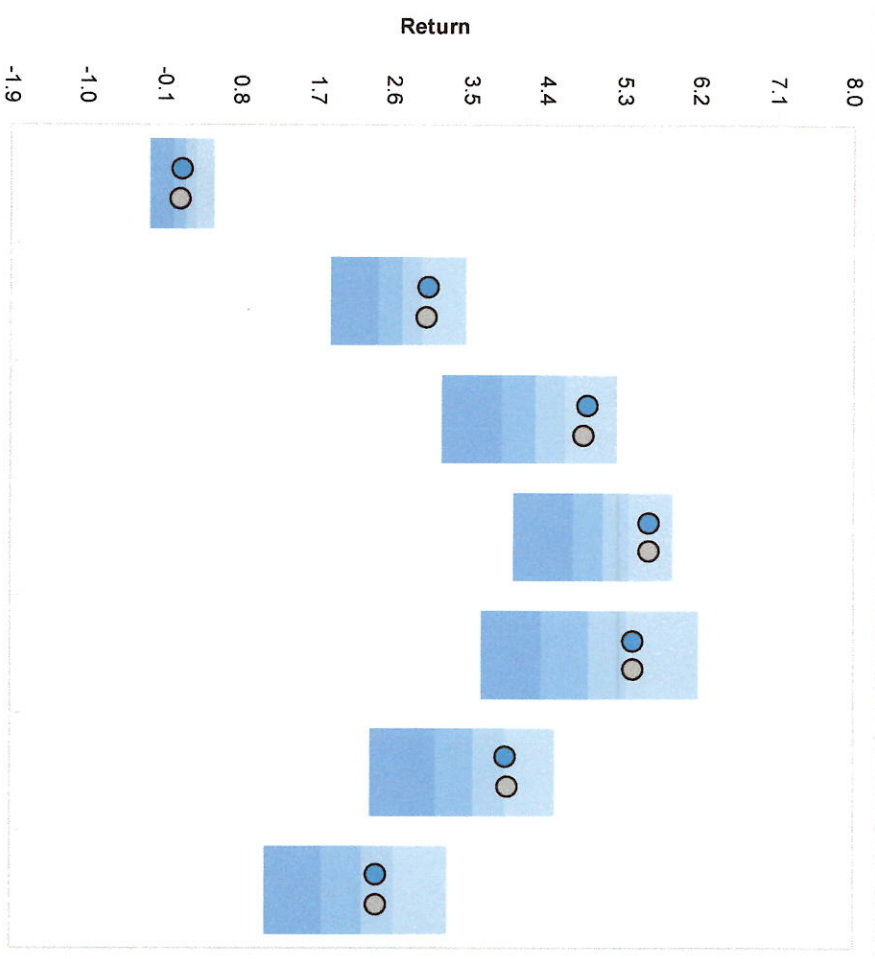
3 Year Rolling Percentile Rank Short-Term Bond



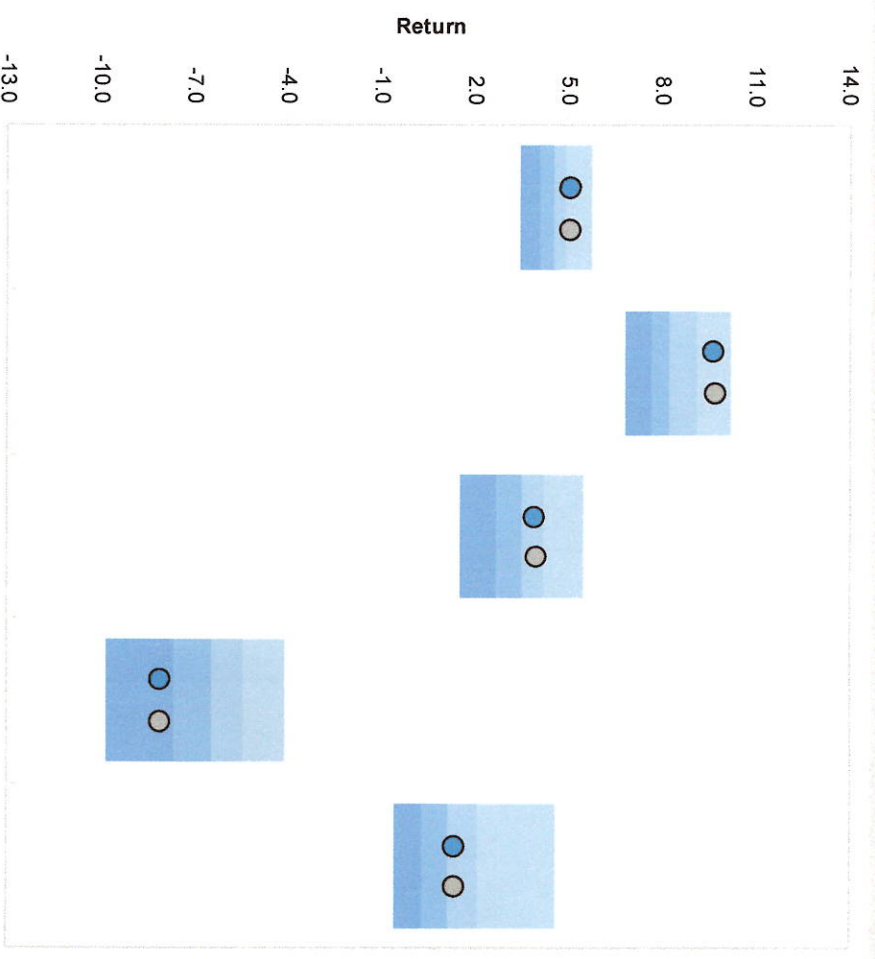
5 Year Rolling Percentile Rank Short-Term Bond



Peer Group Analysis - Short-Term Bond



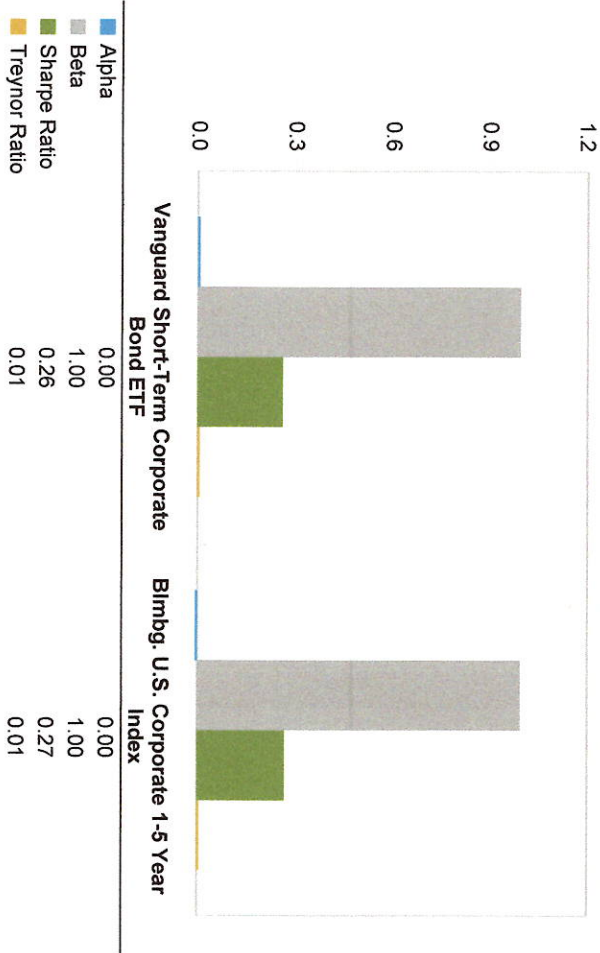
Peer Group Analysis - Short-Term Bond



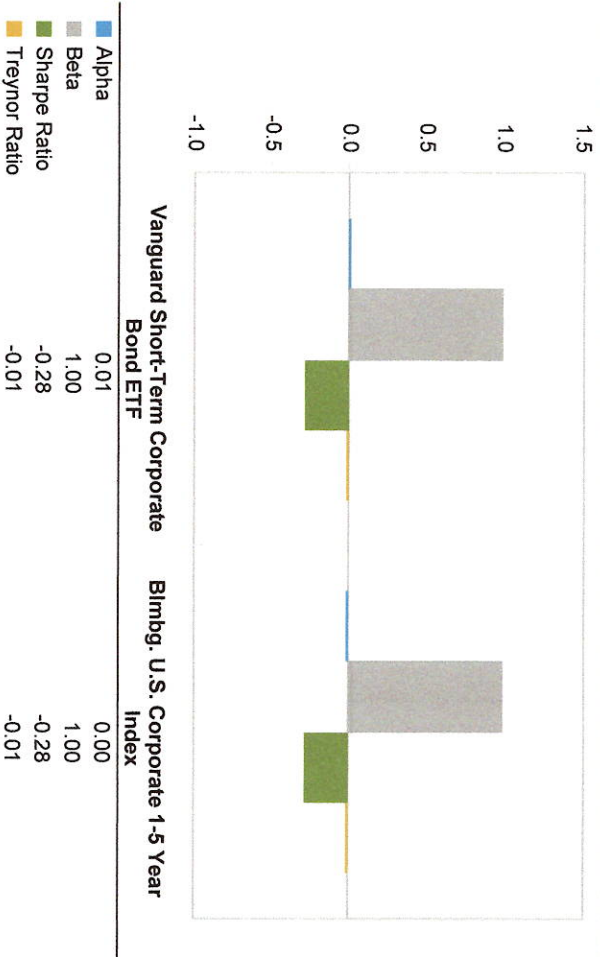
Comparative Performance

	QTR	FYTD	1 YR	2 YR	3 YR	4 YR	5 YR	Oct-2024 To Sep-2025	Oct-2023 To Sep-2024	Oct-2022 To Sep-2023	Oct-2021 To Sep-2022	Oct-2020 To Sep-2021	
Investment	0.12 (58)	3.01 (21)	4.88 (12)	5.62 (13)	5.42 (23)	3.94 (24)	2.40 (38)	5.06 (18)	9.69 (12)	3.93 (34)	-8.06 (81)	1.34 (45)	
Index	0.09 (55)	2.99 (23)	4.85 (14)	5.60 (14)	5.43 (22)	3.96 (23)	2.40 (38)	5.06 (18)	9.70 (12)	4.00 (32)	-8.06 (81)	1.35 (45)	
Median	0.15	2.71	4.28	5.08	4.90	3.56	2.24	4.55	8.24	3.54	-6.44	1.17	
		1 Qtr Ending Dec-2025			1 Qtr Ending Sep-2025		1 Qtr Ending Jun-2025		1 Qtr Ending Mar-2025		1 Qtr Ending Dec-2024		1 Qtr Ending Sep-2024
Investment		1.23 (25)			1.63 (16)		1.81 (11)		1.93 (21)		-0.39 (75)		3.76 (10)
Index		1.26 (19)			1.62 (17)		1.80 (12)		1.96 (20)		-0.40 (76)		3.75 (11)
Median		1.15			1.37		1.50		1.64		0.05		3.06

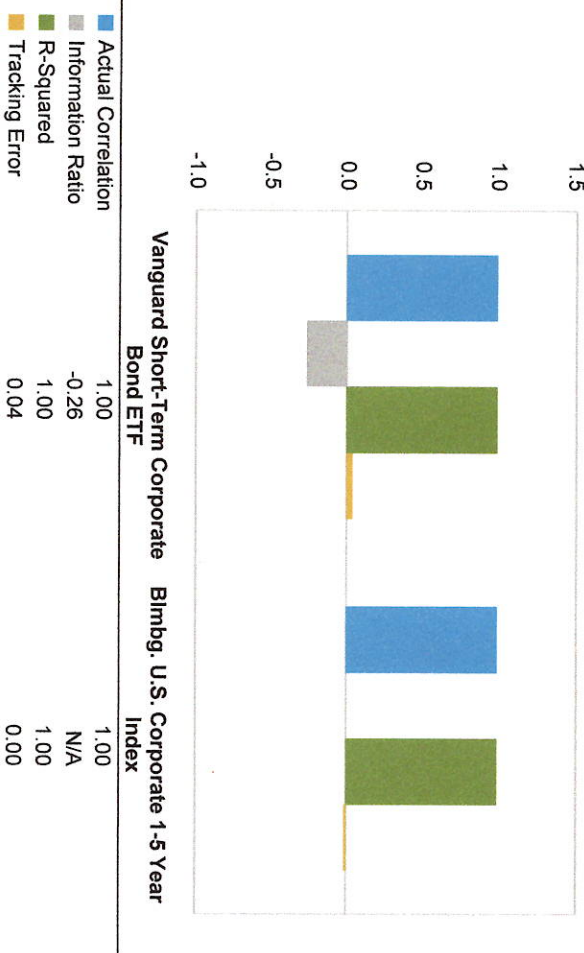
Risk / Reward Historical Statistics 3 Years Ending March 31, 2026



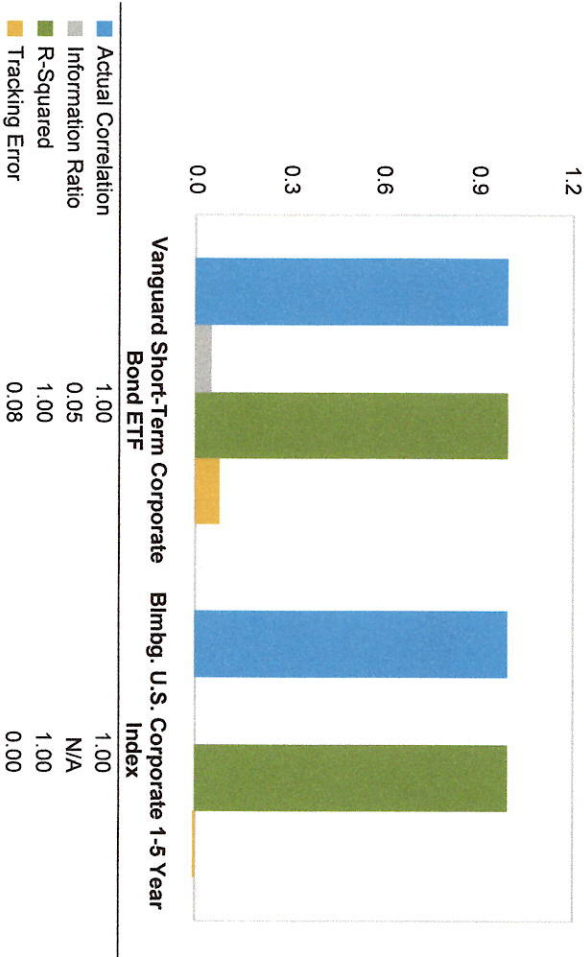
Risk / Reward Historical Statistics 5 Years Ending March 31, 2026



Index Relative Historical Statistics 3 Years Ending March 31, 2026



Index Relative Historical Statistics 5 Years Ending March 31, 2026



Benchmark: Bimbg. U.S. Corporate 1-5 Year Index

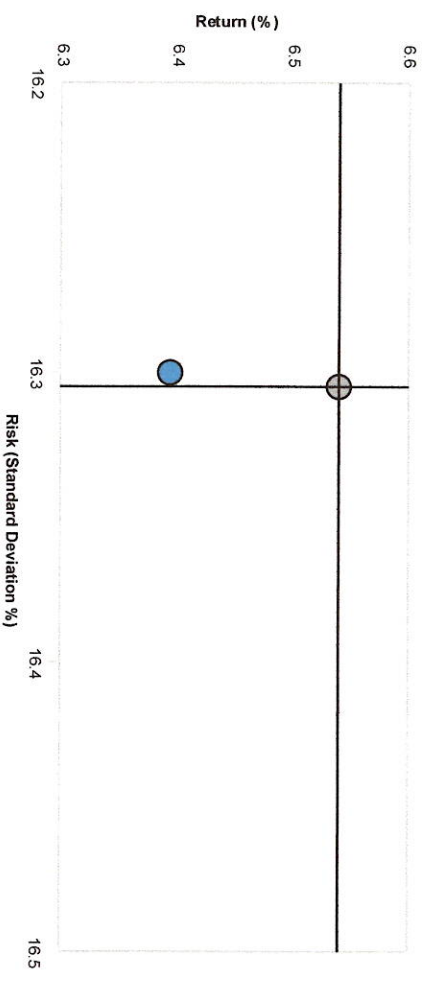
Historical Statistics 3 Years

	Return	Standard Deviation	Sharpe Ratio	Up Market Capture	Up Quarters	Down Market Capture	Down Quarters
Investment	6.40	16.30	0.18	99.66	6	100.24	6
Index	6.54	16.30	0.19	100.00	6	100.00	6

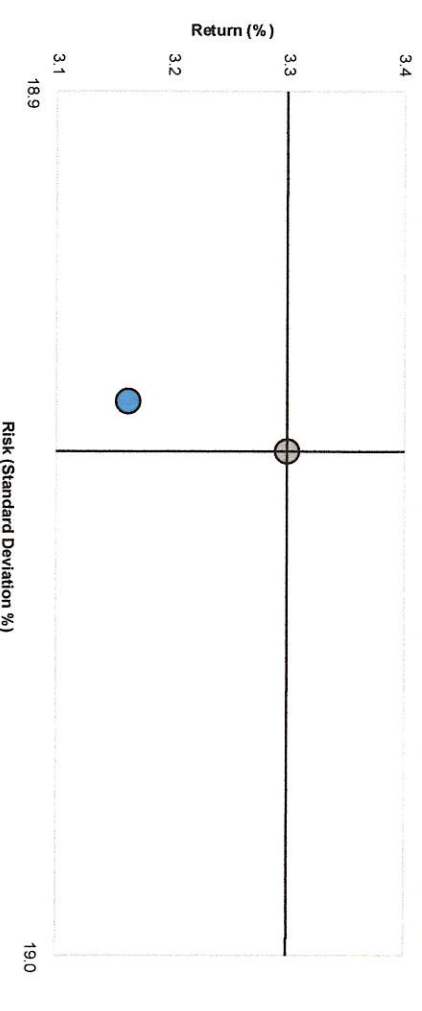
Historical Statistics 5 Years

	Return	Standard Deviation	Sharpe Ratio	Up Market Capture	Up Quarters	Down Market Capture	Down Quarters
Investment	3.16	18.94	0.09	99.73	11	100.21	9
Index	3.30	18.94	0.09	100.00	11	100.00	9

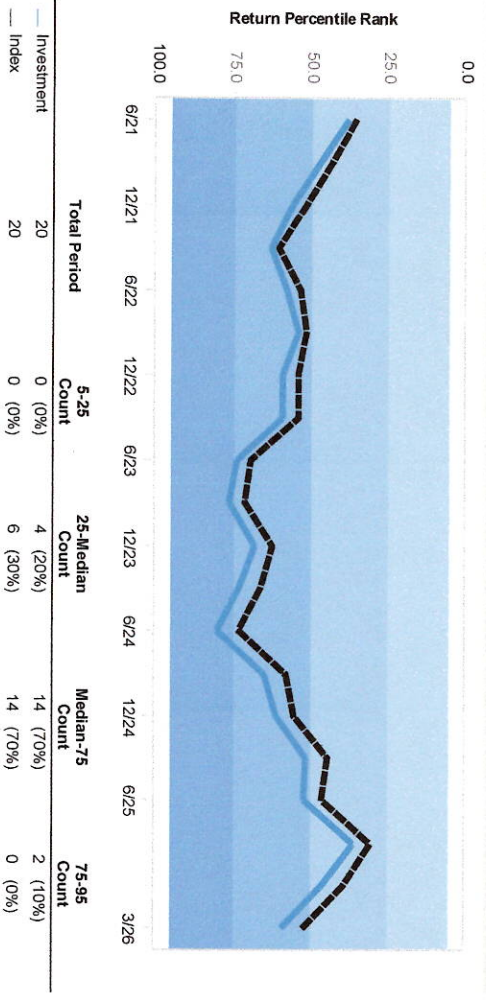
Risk and Return 3 Years



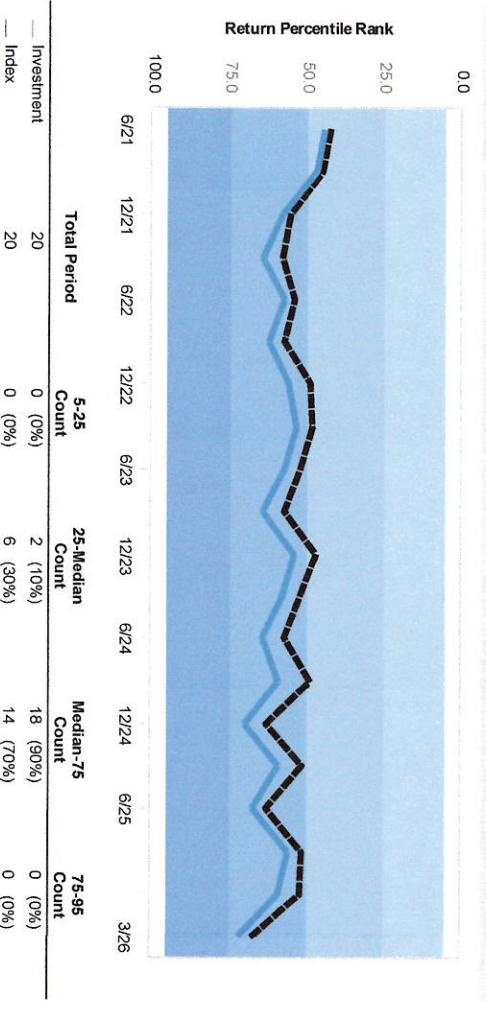
Risk and Return 5 Years



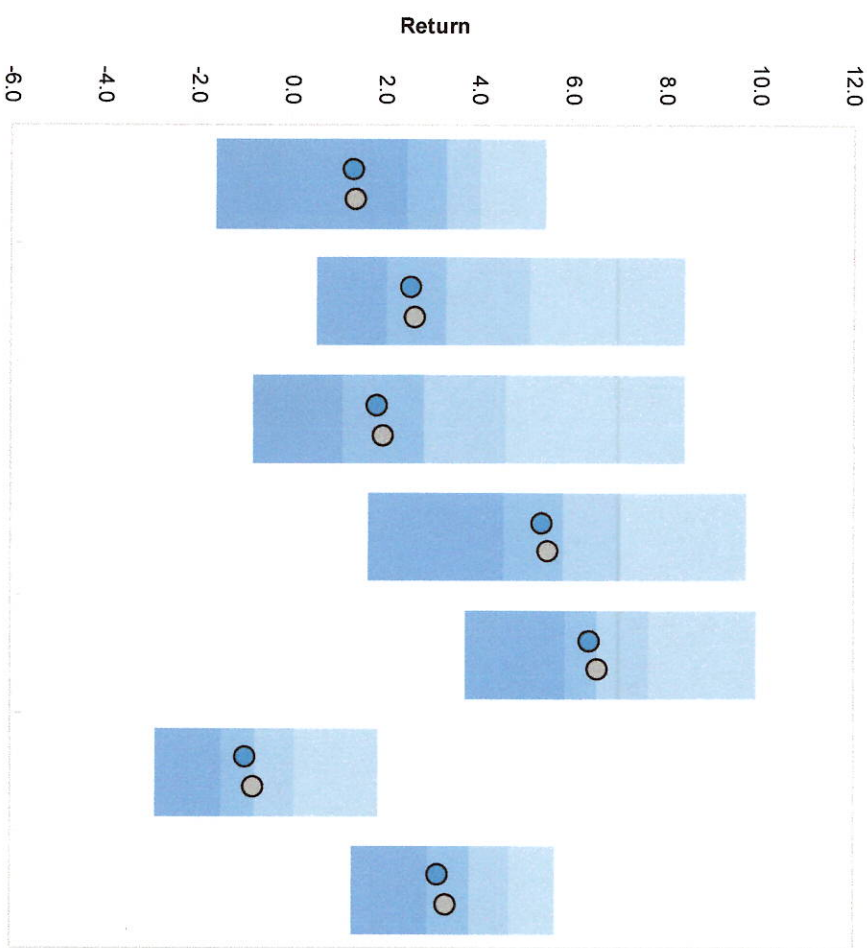
3 Year Rolling Percentile Rank Real Estate



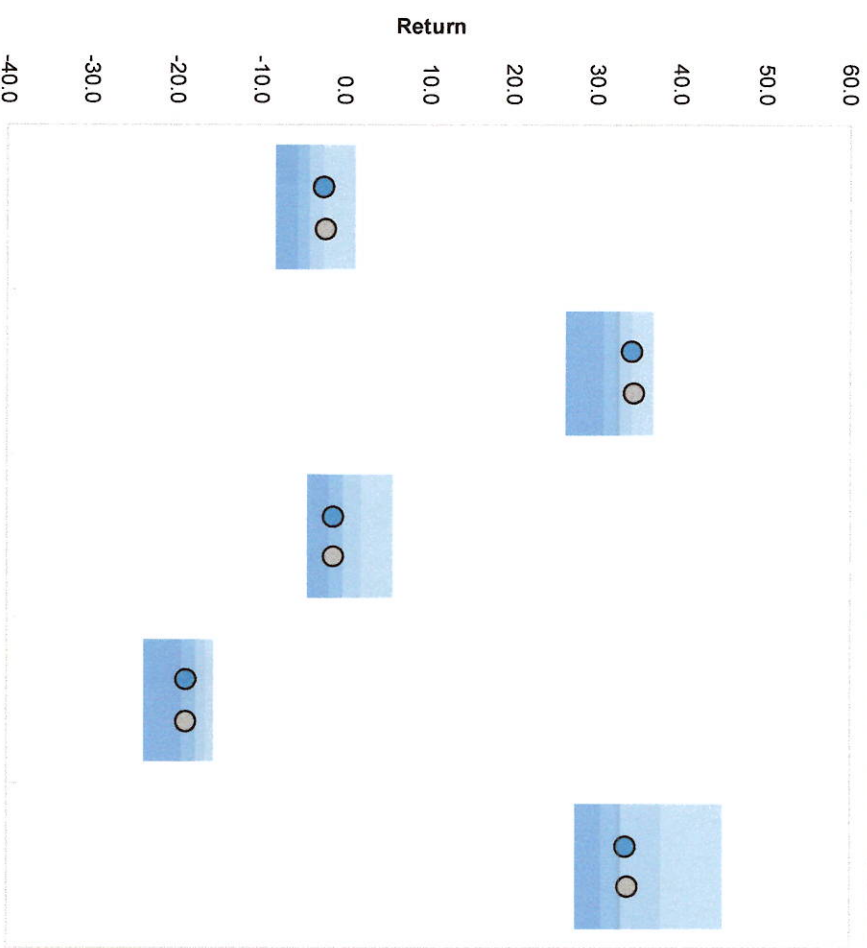
5 Year Rolling Percentile Rank Real Estate



Peer Group Analysis - Real Estate




Peer Group Analysis - Real Estate




Comparative Performance

	1 Qtr Ending Dec-2025	1 Qtr Ending Sep-2025	1 Qtr Ending Jun-2025
Investment	-2.41 (76)	3.72 (22)	-0.69 (40)
Index	-2.39 (73)	3.76 (21)	-0.66 (39)
Median	-1.84	2.21	-0.89


Risk / Reward Historical Statistics 3 Years Ending March 31, 2026




Index Relative Historical Statistics 3 Years Ending March 31, 2026



Risk / Reward Historical Statistics 5 Years Ending March 31, 2026



Index Relative Historical Statistics 5 Years Ending March 31, 2026



Benchmark: Vanguard Spliced REIT Index

Total Fund Historical Hybrid Composition

Allocation Mandate

Weight (%)

Jan-1999

- S&P 500 Index
- Bimbg. U.S. Aggregate Index
- Bloomberg U.S. TIPS Index
- Bimbg. Global Multiverse
- CPI + 5%
- FTSE NAREIT All REITs Index

- 15.00
- 30.00
- 10.00
- 15.00
- 15.00
- 15.00

Jan-2020

- MSCI AC World ex USA
- Bimbg. U.S. Aggregate Index

- 80.00
- 20.00

Dec-2021

- MSCI AC World ex USA
- Bimbg. U.S. Aggregate Index
- Vanguard Spliced REIT Index

- 80.00
- 10.00
- 10.00

Jun-2022

- Russell 3000 Index
- MSCI AC World ex USA
- Bimbg. U.S. Aggregate Index
- Vanguard Spliced REIT Index

- 55.00
- 15.00
- 20.00
- 10.00

	Market Value (\$)	Estimated Annual Fee (%)	Estimated Annual Fee (\$)	Fee Schedule
Total Domestic Equity	8,763,352	0.08	7,148	
Vanguard S&P 500 ETF (VOO)	4,723,139	0.03	1,417	0.03 % of Assets
Invesco S&P 500 Equal Weight ETF (RSP)	2,232,937	0.20	4,466	0.20 % of Assets
Vanguard Small Cap 600 ETF (VIOO)	1,807,277	0.07	1,265	0.07 % of Assets
Total International Equity	2,681,104	0.05	1,341	
Vanguard Total International Stock ETF (VXUS)	2,681,104	0.05	1,341	0.05 % of Assets
Total Fixed Income (Composite)	2,818,547	0.03	846	
Vanguard Total Bond Market ETF (BND)	1,716,875	0.03	515	0.03 % of Assets
Vanguard Short-Term Treasury ETF (VGSH)	552,203	0.03	166	0.03 % of Assets
Vanguard Short-Term Corporate Bond ETF (VCSH)	549,470	0.03	165	0.03 % of Assets
Total Real Estate Composite	1,400,790	0.13	1,821	
Vanguard Real Estate (VNQ)	1,400,790	0.13	1,821	0.13 % of Assets
Cash Schwab	-	-	-	
Total Fund	15,663,794	0.07	11,155	

Fee information on this page is an illustrative estimate of management fees based on current reported portfolio values. Fee estimates do not reflect actual calculation methodologies or applicable carried interest.

Comparative Performance

	QTR		YTD		1 YR		3 YR		5 YR		10 YR	
Domestic Equity												
Vanguard S&P 500 ETF	-4.34	(53)	-4.34	(53)	17.77	(31)	18.28	(29)	12.02	(14)	14.12	(23)
S&P 500 Index	-4.33	(53)	-4.33	(53)	17.80	(30)	18.32	(28)	12.06	(13)	14.16	(22)
Large Cap Median	-4.17		-4.17		15.90		16.29		9.83		12.68	
Invesco S&P 500® Equal Weight ETF	0.61	(6)	0.61	(6)	12.65	(76)	11.71	(89)	8.04	(87)	11.22	(86)
S&P 500 Equal Weighted	0.67	(5)	0.67	(5)	12.85	(75)	11.93	(88)	8.25	(85)	11.45	(84)
Large Blend Median	-4.36		-4.36		16.60		16.98		10.72		13.06	
Vanguard S&P Small-Cap 600 ETF	3.52	(19)	3.52	(19)	20.49	(42)	10.47	(59)	4.42	(57)	9.86	(40)
S&P SmallCap 600 Index	3.51	(19)	3.51	(19)	20.50	(42)	10.51	(58)	4.49	(55)	9.90	(38)
Small Blend Median	1.25		1.25		19.63		11.14		4.71		9.57	
International Equity												
Vanguard Total International Stock ETF	1.75	(30)	1.75	(30)	27.52	(27)	15.32	(34)	7.52	(44)	8.75	(34)
Vanguard Spliced Total International Stock Index	-0.59	(59)	-0.59	(59)	25.47	(35)	14.63	(41)	7.11	(48)	8.52	(41)
Foreign Median	0.43		0.43		22.32		13.70		6.91		8.22	
Domestic Fixed Income												
Vanguard Total Bond Market ETF	0.01	(29)	0.01	(29)	4.24	(51)	3.61	(52)	0.32	(40)	1.69	(56)
Bimbg. U.S. Aggregate Float Adjusted	-0.07	(49)	-0.07	(49)	4.26	(49)	3.63	(48)	0.34	(39)	1.73	(50)
Intermediate Core Bond Median	-0.08		-0.08		4.25		3.61		0.26		1.73	
Vanguard Short-Term Treasury ETF	0.28	(45)	0.28	(45)	3.75	(51)	4.01	(43)	1.79	(28)	1.73	(30)
Bloomberg 1-3 Year Govt Index	0.27	(52)	0.27	(52)	3.77	(48)	4.05	(40)	1.83	(26)	1.78	(27)
Short Government Median	0.28		0.28		3.75		3.98		1.53		1.59	
Vanguard Short-Term Corporate Bond ETF	0.12	(58)	0.12	(58)	4.88	(12)	5.42	(23)	2.40	(38)	2.74	(23)
Bimbg. U.S. Corporate 1-5 Year Index	0.09	(65)	0.09	(65)	4.85	(14)	5.43	(22)	2.40	(38)	2.82	(20)
Short-Term Bond Median	0.15		0.15		4.28		4.90		2.24		2.32	
Real Estate												
Vanguard Real Estate ETF	1.32	(83)	1.32	(83)	1.84	(66)	6.40	(59)	3.16	(72)	4.63	(59)
Vanguard Spliced REIT Index	1.36	(83)	1.36	(83)	1.97	(64)	6.54	(52)	3.30	(67)	4.76	(56)
Real Estate Median	3.34		3.34		2.83		6.55		3.82		4.98	

Returns for periods greater than one year are annualized.
 Returns are expressed as percentages.
 # Alger replaced Nuveen 11/1/2014.

Comparative Performance

	Jul-2024 To Jun-2025	Jul-2023 To Jun-2024	Jul-2022 To Jun-2023	Jul-2021 To Jun-2022	Jul-2020 To Jun-2021	Jul-2019 To Jun-2020	Jul-2018 To Jun-2019	Jul-2017 To Jun-2018
--	----------------------------	----------------------------	----------------------------	----------------------------	----------------------------	----------------------------	----------------------------	----------------------------

Domestic Equity

Vanguard S&P 500 ETF	15.13	24.52	19.54	-10.66	40.77	7.45	10.40	14.32
S&P 500 Index	(32)	(39)	(37)	(42)	(52)	(38)	(30)	(43)
Large Cap Median	15.16	24.56	19.59	-10.62	40.79	7.51	10.42	14.37
	(31)	(38)	(37)	(42)	(51)	(38)	(30)	(42)
Invesco S&P 500® Equal Weight ETF	13.77	22.47	17.98	-11.82	40.93	4.89	8.62	13.50
S&P 500 Equal Weighted	12.49	11.57	13.55	-9.55	50.37	-3.32	7.99	11.74
Large Blend Median	(63)	(95)	(85)	(24)	(5)	(94)	(57)	(71)
	12.73	11.79	13.76	-9.38	50.71	-3.25	8.18	11.98
	(60)	(95)	(85)	(23)	(4)	(94)	(57)	(70)
Vanguard S&P Small-Cap 600 ETF	13.60	23.52	18.44	-11.77	40.61	5.84	8.80	13.63
S&P SmallCap 600 Index	4.54	8.61	9.65	-16.94	67.36	-11.17	-4.96	20.43
Small Cap Median	(62)	(66)	(77)	(44)	(24)	(57)	(68)	(25)
	4.60	8.66	9.75	-16.81	67.40	-11.29	-4.88	20.50
	(61)	(65)	(76)	(43)	(24)	(58)	(67)	(25)
	5.60	10.02	13.08	-18.35	58.01	-9.28	-2.56	15.67

International Equity

Vanguard Total International Stock ETF	18.33	11.00	12.37	-18.89	36.55	-4.05	0.63	7.08
Vanguard Spliced Total International Stock Index	(53)	(43)	(77)	(41)	(42)	(54)	(37)	(47)
Foreign Median	17.86	11.68	12.51	-19.27	37.20	-4.42	0.50	7.58
	(59)	(34)	(76)	(44)	(39)	(56)	(38)	(42)
	18.49	10.43	15.69	-20.11	35.17	-3.19	-0.65	6.78

Domestic Fixed Income

Vanguard Total Bond Market ETF	6.05	2.73	-0.82	-10.45	-0.38	8.96	7.90	-0.54
Bimbg. U.S. Aggregate Float Adjusted	(45)	(61)	(39)	(34)	(84)	(23)	(22)	(45)
Intermediate Core Bond Median	6.07	2.73	-0.85	-10.38	-0.33	8.92	7.97	-0.45
	(42)	(61)	(40)	(29)	(82)	(26)	(17)	(37)
Vanguard Short-Term Treasury ETF	6.01	2.93	-0.98	-10.82	0.80	8.19	7.51	-0.61
Bloomberg 1-3 Year Govt Index	5.71	4.48	0.13	-3.55	0.01	4.13	3.91	-0.05
Short Government Median	(41)	(37)	(18)	(32)	(45)	(29)	(39)	(36)
	5.72	4.53	0.17	-3.50	0.06	4.12	4.02	0.03
	(39)	(34)	(16)	(26)	(40)	(32)	(32)	(31)
Vanguard Short-Term Corporate Bond ETF	5.65	4.29	-0.44	-4.37	0.00	3.82	3.61	-0.20
Bimbg. U.S. Corporate 1-5 Year Index	7.25	5.97	1.68	-6.14	2.14	5.19	6.20	0.09
Short-Term Bond Median	(8)	(41)	(38)	(81)	(46)	(15)	(3)	(61)
	7.26	6.01	1.72	-6.14	2.17	5.48	6.30	0.15
	(8)	(39)	(35)	(81)	(45)	(11)	(3)	(57)
	6.37	5.76	1.38	-4.95	1.96	3.36	4.28	0.28

Real Estate

Vanguard Real Estate ETF	10.34	4.73	-3.95	-8.07	34.33	-6.98	12.21	2.29
Vanguard Spliced REIT Index	(30)	(69)	(64)	(75)	(61)	(33)	(33)	(76)
Real Estate Median	10.48	4.88	-3.82	-7.94	34.50	-6.82	12.20	2.48
	(28)	(65)	(59)	(70)	(57)	(31)	(34)	(71)
	9.07	5.61	-3.21	-7.11	35.73	-8.60	11.08	3.56

Returns for periods greater than one year are annualized.
 Returns are expressed as percentages.
 # Alger replaced Nuveen 11/1/2014.

- Active Return**
- Arithmetic difference between the manager's performance and the designated benchmark return over a specified time period.
- Alpha**
- A measure of the difference between a portfolio's actual performance and its expected return based on its level of risk as determined by beta. It determines the portfolio's non-systemic return, or its historical performance not explained by movements of the market.
- Beta**
- A measure of the sensitivity of a portfolio to the movements in the market. It is a measure of the portfolio's systematic risk.
- Consistency**
- The percentage of quarters that a product achieved a rate of return higher than that of its benchmark. Higher consistency indicates the manager has contributed more to the product's performance.
- Distributed to Paid In (DPI)**
- The ratio of money distributed to Limited Partners by the fund, relative to contributions. It is calculated by dividing cumulative distributions by paid in capital. This multiple shows the investor how much money they got back. It is a good measure for evaluating a fund later in its life because there are more distributions to measure against.
- Down Market Capture**
- The ratio of average portfolio performance over the designated benchmark during periods of negative returns. A lower value indicates better product performance
- Downside Risk**
- A measure similar to standard deviation that utilizes only the negative movements of the return series. It is calculated by taking the standard deviation of the negative quarterly set of returns. A higher factor is indicative of a riskier product.
- Excess Return**
- Arithmetic difference between the manager's performance and the risk-free return over a specified time period.
- Excess Risk**
- A measure of the standard deviation of a portfolio's performance relative to the risk free return.
- Information Ratio**
- This calculates the value-added contribution of the manager and is derived by dividing the active rate of return of the portfolio by the tracking error. The higher the Information Ratio, the more the manager has added value to the portfolio.
- Public Market Equivalent (PME)**
- Designs a set of analyses used in the Private Equity Industry to evaluate the performance of a Private Equity Fund against a public benchmark or index.
- R-Squared**
- The percentage of a portfolio's performance that can be explained by the behavior of the appropriate benchmark. A high R-Squared means the portfolio's performance has historically moved in the same direction as the appropriate benchmark.
- Return**
- Compounded rate of return for the period.
- Sharpe Ratio**
- Represents the excess rate of return over the risk free return divided by the standard deviation of the excess return. The result is an absolute rate of return per unit of risk. A higher value demonstrates better historical risk-adjusted performance.
- Standard Deviation**
- A statistical measure of the range of a portfolio's performance. It represents the variability of returns around the average return over a specified time period.
- Total Value to Paid In (TVPI)**
- The ratio of the current value of remaining investments within a fund, plus the total value of all distributions to date, relative to the total amount of capital paid into the fund to date. It is a good measure of performance before the end of a fund's life
- Tracking Error**
- This is a measure of the standard deviation of a portfolio's returns in relation to the performance of its designated market benchmark.
- Treynor Ratio**
- Similar to Sharpe ratio but utilizes beta rather than excess risk as determined by standard deviation. It is calculated by taking the excess rate of return above the risk free rate divided by beta to derive the absolute rate of return per unit of risk. A higher value indicates a product has achieved better historical risk-adjusted performance.
- Up Market Capture**
- The ratio of average portfolio performance over the designated benchmark during periods of positive returns. A higher value indicates better product performance.

Mariner Institutional compiled this report for the sole use of the client for which it was prepared. Mariner Institutional is responsible for evaluating the performance results of the Total Fund along with the investment advisors by comparing their performance with indices and other related peer universe data that is deemed appropriate. Mariner Institutional uses the results from this evaluation to make observations and recommendations to the client. Mariner Institutional uses time-weighted calculations which are founded on standards recommended by the CFA Institute. The calculations and values shown are based on information that is received from custodians. Mariner Institutional analyzes transactions as indicated on the custodian statements and reviews the custodial market values of the portfolio. As a result, this provides Mariner Institutional with a reasonable basis that the investment information presented is free from material misstatement. This methodology of evaluating and measuring performance provides Mariner Institutional with a practical foundation for our observations and recommendations. Nothing came to our attention that would cause Mariner Institutional to believe that the information presented is significantly misstated.

This performance report is based on data obtained by the client's custodian(s), investment fund administrator, or other sources believed to be reliable. While these sources are believed to be reliable, the data providers are responsible for the accuracy and completeness of their statements. Clients are encouraged to compare the records of their custodian(s) to ensure this report fairly and accurately reflects their various asset positions.

The strategies listed may not be suitable for all investors. We believe the information provided here is reliable, but do not warrant or guarantee its accuracy or completeness. Past performance is not an indication of future performance. Any information contained in this report is for informational purposes only and should not be construed to be an offer to buy or sell any securities or any investment advisory services.

Please note that Neuberger Berman (NB) owns a non-controlling minority stake in Mariner. Certain NB strategies may hold an allocation to the investment in Mariner. For specific impacted strategies, please reach out to your investment consultant or Mariner Institutional at institutionalcompliance@mariner.com

Additional information included in this document may contain data provided by index databases, public economic sources, and the managers themselves.

This document may contain data provided by Bloomberg.

This document may contain data provided by Standard and Poor's. Nothing contained within any document, advertisement or presentation from S&P Indices constitutes an offer of services in jurisdictions where S&P Indices does not have the necessary licenses. All information provided by S&P Indices is impersonal and is not tailored to the needs of any person, entity or group of persons. Any returns or performance provided within any document is provided for illustrative purposes only and does not demonstrate actual performance. Past performance is not a guarantee of future investment results.

This document may contain data provided by MSCI, Inc. Copyright MSCI, 2017. Unpublished. All Rights Reserved. This information may only be used for your internal use, may not be reproduced or disseminated in any form and may not be used to create any financial instruments or products or any indices. This information is provided on an "as is" basis and the user of this information assumes the entire risk of any use it may make or permit to be made of this information. Neither MSCI, any of its affiliates or any other person involved in or related to compiling, computing or creating this information makes any express or implied warranties or representations with respect to such information or the results to be obtained by the use thereof, and MSCI, its affiliates and each such other person hereby expressly disclaim all warranties (including, without limitation, all warranties of originality, accuracy, completeness, timeliness, non-infringement, merchantability and fitness for a particular purpose) with respect to this information. Without limiting any of the foregoing, in no event shall MSCI, any of its affiliates or any other person involved in or related to compiling, computing or creating this information have any liability for any direct, indirect, special, incidental, punitive, consequential or any other damages (including, without limitation, lost profits) even if notified of, or if it might otherwise have anticipated, the possibility of such damages.

This document may contain data provided by Russell Investment Group. Russell Investment Group is the source owner of the data contained or reflected in this material and all trademarks and copyrights related thereto. The material may contain confidential information and unauthorized use, disclosure, copying, dissemination or redistribution is strictly prohibited. This is a user presentation of the data. Russell Investment Group is not responsible for the formatting or configuration of this material or for any inaccuracy in presentation thereof.

This document may contain data provided by Morningstar. All rights reserved. Use of this content requires expert knowledge. It is to be used by specialist institutions only. The information contained herein: (1) is proprietary to Morningstar and/or its content providers; (2) may not be copied, adapted or distributed; and (3) is not warranted to be accurate, complete or timely. Neither Morningstar nor its content providers are responsible for any damages or losses arising from any use of this information, except where such damages or losses cannot be limited or excluded by law in your jurisdiction. Past financial performance is not a guarantee of future results.

***IMPORTANT DISCLOSURE INFORMATION RE COALITION GREENWICH BEST INVESTMENT CONSULTANT AWARD (formerly known as the Greenwich Quality Leader Award):**
The awards are not indicative of any future performance. The awards or any other rankings and/or recognition by unaffiliated rating services and/or publications should not be construed as a guarantee that a client will experience a certain level of results or satisfaction, nor should it be construed as a current or past endorsement by any of our clients. No fee was paid to participate in this award survey.

The 2024-25 award was issued in February 2025, based on data from February to September of 2024. The 2023 award was issued in April 2024, based on data from Feb to November of 2023. The 2022 award was issued in April 2023, based on data from Feb to November of 2022. The 2021 award was issued in April of 2022, based on data from July to October 2021. Data was collected via interviews conducted by Coalition Greenwich. The 2024 and 2023 awards were issued to Mariner Institutional (formerly AndCo Consulting). The 2021 and 2022 awards were issued to AndCo, prior to becoming Mariner Institutional. The methodology: For the 2024-25 Coalition Greenwich Best Investment Consultant Award for Overall U.S. Investment Consulting – Midsize Consultants – Between February and September 2024, Crisis Coalition Greenwich conducted interviews with 699 individuals from 563 of the largest tax-exempt funds in the United States. For the 2023 Greenwich Best Investment Consultant Award for Overall U.S. Investment Consulting – Midsize Consultants – Between February and November 2023, Coalition Greenwich conducted interviews with 708 individuals from 575 of the largest tax-exempt funds in the United States. For the 2022 Greenwich Best Investment Consultant Award for Overall U.S. Investment Consulting – Midsize Consultants – Between February and November 2022, Coalition Greenwich conducted interviews with 727 individuals from 590 of the largest tax-exempt funds in the United States. For the 2021 Greenwich Best Investment Consultant Award – Overall U.S. Investment Consulting – Midsize Consultants – Between July and October 2021, Coalition Greenwich conducted interviews with 811 individuals from 661 of the largest tax-exempt funds in the United States. These U.S.-based institutional investors are corporate, public, union, and endowment and foundation funds with either pension or investment pool assets greater than \$150 million. Study participants were asked to provide quantitative and qualitative evaluations of their asset management and investment consulting providers, including qualitative assessments of those firms soliciting their business and detailed information on important market trends.

MARINER

Access to a wealth of knowledge and solutions.



Dear Members of the Citrus County Community Charitable Foundation Board,

I am writing to respectfully request your consideration for a final reallocation of funds from Cycle 16, along with a minor adjustment related to Cycle 15.

On August 25, I came before the Board seeking approval to reallocate a portion of our originally approved Cycle 16 budget in order to pursue an opportunity involving a mobile medical unit provided by a valued community partner. At that time, I requested to redirect \$6,500 toward fuel and insurance costs to support the operation of that unit, with the goal of expanding access to care for families in our community.

Since that time, after thorough evaluation, inspections, and diagnostic testing, it has been determined that moving forward with the mobile unit is not in the best interest of our organization or those we serve. While this was a difficult outcome, it was the most responsible decision.

Given this, it is my desire to return to the intent of our original Cycle 15 grant proposal prior to the mobile unit reallocation request. Additionally, due to the mobile unit not moving forward and cost savings realized along the way for the other funds, I am respectfully requesting to reallocate \$6,489.07 into our budget under Cycle 16.

I also want to sincerely apologize for any inconvenience caused by the initial reallocation request. My enthusiasm for the opportunity to expand services led me to pursue what I believed would be a meaningful addition to our work.

With these adjustments, we will ensure that all funds (18,510.93) are utilized effectively and in alignment with our mission prior to the May 21st deadline.



We remain deeply committed to being good stewards of the funding entrusted to us and to maximizing its impact within our community. Your continued support and understanding are truly appreciated.

Thank you for your time, consideration, and ongoing partnership.

With gratitude,

RJ Fontana- Executive Director

Original Cycle 15 Budget of the Grant

Medical Equipment

Vital Cart-1500.00

EKG Machine and supplies-2170.00

Diagnostic Testing & Prescriptions

Labs & other diagnostic testing- 10,000.00

Prescription Assistance- 5,500.00

Office Supplies

2 chrome books (\$279.00) \$ 570.00

Gas cards to ensure patients are getting to specialty appointments

\$1400.00 (\$20 Gas Cards)

Operations

Cloud Based Software \$1500.00

Ring Central Phone Line \$360-Phone/efax line for nurse use

Advertising-\$2000.00

Total \$25000.00

Reallocation of Funds

EKG- Remaining 925.14

Labs- Remaining 4,063.93

Cloud Base Software- 1,500.00

6,489.07 towards the Grant Cycle 16

Executive Center Condominium Associations
7655 W Gulf to Lake Hwy Ste 15
Crystal River, FL 34429

Re: Nature Coast Ministries, Inc. No Cost Dental Clinic

April 15, 2026

To Whom it May Concern:

I am pleased to offer a letter of support for this grant application that will help underserved adults receive dental care at no cost to them. The work this organization does is vital in helping those adults who are living below the federal poverty guidelines in receiving dental care at no cost to the patient. Nature Coast Ministries has created the means to support adults with the assistance of the State of Florida and the Department of Health, which is qualifying for the no cost dental care.

I fully support the funding request for Nature Coast Ministries. Mary White is a fierce advocate for the underserved, and she works tirelessly to ensure that the needs of all clients are met.

Sincerely,

A handwritten signature in cursive script that reads "Betty Murphy". The signature is written in black ink and is positioned above the typed name.

Betty Murphy, President of ECCA



Dear Grant Review Committee,

I am pleased to offer this letter of support for Nature Coast Ministries and their grant application seeking funding to support key staff positions, including the Executive Director, Clinic Manager, and Dental Assistant, as well as the purchase of a handheld x-ray machine to enhance their oral surgery services.

Our organization has had the privilege of partnering with Nature Coast Ministries for several years, and during that time, we have witnessed firsthand the meaningful impact they have on individuals and families in our community. Their commitment to providing compassionate, high-quality care, particularly to those who may otherwise go without essential medical and dental services, is both evident and deeply needed.

The requested funding of \$65,000 for critical staffing will ensure the continued strength and stability of their clinic operations. These roles are vital to maintaining efficient, patient-centered care and expanding access to services for underserved populations. Additionally, the investment of \$5,500 in a handheld x-ray machine will significantly enhance their capacity to perform oral surgeries safely and effectively, improving patient outcomes and overall quality of care.

Nature Coast Ministries demonstrates a genuine dedication to improving community health, a common goal among all of us serving Citrus County.

Thank you for your consideration.

Sincerely,

Angela Kennedy

Angela Kennedy
Executive Director
Pace Center for Girls, Citrus

Dumas-Hartson VFW Post 8189

8856 W. Veterans Dr.

Homosassa, FL. 34448

Re: Nature Coast Ministries, Inc. No Cost Dental Clinic.

April 16, 2026

To Whom it May Concern:

I am honored to work with this great organization. We at the VFW have worked hand and hand with Nature Coast for the past few years. We have helped to set up fund raisers that helps to allow them to provide great service to people in our community. They have reciprocated in turn to help our veterans in need when we have asked. It is a prime example of how a small-town community works together to take care of our own.

The work they do is without measure, and anything that can be done to help them continue their mission is a blessing.

Sincerely,

Milo Stewart

Commander

VFW Post 8189



7655 W. Gulf-to-Lake Hwy. • Suite 8
Crystal River, FL 34429
Clinic: 352.422.4327
Office: 352.563.1860
Thrift Store: 352-419-4172
Executive Director: 813.833.4944
Web Site: www.MyNCM.com
Email: admin@myncm.com

Subject: Request for Budget Reallocation

Date: April 14, 2026

To: Crystal Barton

Executive Director

Citrus County Community Charitable Foundation, Inc

Subject: Request for Budget Reallocation

Dear Citrus County Community Charitable Foundation,

I hope this message finds you well. I am writing to formally request a reallocation of funds within our current budget for Project-Modification for New Dentists.

This letter serves as a formal request for reallocation of funds for the Project Modification for New Dentist.

Due to unforeseen increase in patients in need of oral surgery, continuing education courses, and shifting priorities, I propose transferring \$10,002 amount from the Payroll Category to the Dental Clinic Supplies Category. This adjustment will allow us to treat more patients in addition to the 47 patients and over 272 extractions performed by our oral surgeon, improve efficiency, address urgent needs, without exceeding the overall approved budget.

Attached a revised budget breakdown for CCCCCF's review. The submittal includes a

Caring and Sharing with Dignity and Respect

Reg. Number CH27626 "A COPY OF THE OFFICIAL REGISTRATION AND FINANCIAL INFORMATION MAY BE OBTAINED FROM THE DIVISION OF CONSUMER SERVICES BY CALLING TOLL-FREE (800-435-7352) WITHIN THE STATE. REGISTRATION DOES NOT IMPLY ENDORSEMENT, APPROVAL OR RECOMMENDATION BY THE STATE."



7655 W. Gulf-to-Lake Hwy. • Suite 8
Crystal River, FL 34429
Clinic: 352.422.4327
Office: 352.563.1860
Thrift Store: 352-419-4172
Executive Director: 813.833.4944
Web Site: www.MyNCM.com
Email: admin@myncm.com

spreadsheet of the Reallocation request, a spreadsheet providing detail of the incurred and projected expenses, and a copy of all the invoices paid to date for Dental Supplies. This reallocation will allow us to significantly impact our patients at the No Cost Dental Clinic. This reallocation will ensure optimal use of our resources and support the successful completion of our objectives.

Thank you for considering this request. I am happy to discuss the details further at your convenience.

Sincerely,

Mary White

Executive Director

352-697-0136

Caring and Sharing with Dignity and Respect

Reg. Number CH27626 "A COPY OF THE OFFICIAL REGISTRATION AND FINANCIAL INFORMATION MAY BE OBTAINED FROM THE DIVISION OF CONSUMER SERVICES BY CALLING TOLL-FREE (800-435-7352) WITHIN THE STATE. REGISTRATION DOES NOT IMPLY ENDORSEMENT, APPROVAL OR RECOMMENDATION BY THE STATE."

NCM, INC. REALLOCATION REQUEST

	ORIGINAL GRANT AWARD	INCURRED EXPENSES THRU GRANT YEAR	VARIANCE	REALLOCATION REQUEST
DENTAL CLINIC SUPPLIES	\$ 8,000.00	\$ 11,212.49	1 \$ (3,212.49)	\$ 18,002.00
PAYROLL	\$ 50,000.00	\$ 39,998.00	2 \$ 10,002.00	\$39,998.00
TOTAL GRANT	\$ 58,000.00	\$ 51,210.49	3 \$ 6,789.51	\$ 58,000.00

1 SUPPLIES FOR THE ORAL SURGEON EXCEEDED OUR GRANT DUE TO THE INCREASED NUMBER OF PATIENTS WHO WERE TREATED

2 THE PAYROLL AWARD WAS TO COVER THE CLINIC MANAGER AND A DENTAL ASSISTANT WORKING WITH THE ORAL SURGEON.
A DENTAL ASSISTANT VOLUNTEERED TO WORK WITH THE SURGEON SAVING NCM JUST UNDER \$10,000.
THE PAYROLL INCLUDES BOTH INCURRED EXPENSES AND PROJECTED EXPENSE THROUGH THE GRANT YEAR.

3 THE MONEY NOT SPENT ON PYROLL IS REQUESTED TO BE REALLOCATED TO CLINIC SUPPLIES SAVINGS AS FOLLOWS:
\$5,700 FOR A HAND HELD XRAY MACHINE TO BE USED IN THE CARE OF PATIENTS
\$4,302 FOR THE INCURRED OVERAGE IN EXPENSES AND PROJECTED PURCHASES

NATURE COAST REALLOCATION REQUEST
CCCCF GRANT
 DETAILS OF PURCHASES

GRANT FOR DENTAL SUPPLIES

\$8,000.00

DENTAL CLINIC PURCHASES FROM HENRY SCHEIN

INVOICE DATE	PAYMENT DATE	INVOICE #	INVOICE AMOUNT
6/10/2025	6/24/2025	42506169	437.15
6/17/2025	7/7/2025	42819072	203.39
08/08/2025	08/18/2025	45247801	599.19
10/14/2025	10/27/2025	48180036	75.47
11/12/25	11/24/25	49517563	198.47
12/01/2025	12/15/2025	50290332	249.38
12/02/2025	12/15/2025	50270321	179.73
12/09/2025	12/22/2025	50629311	37.07
12/15/2025	12/29/2025	50869071	1,177.45
12/22/2025	1/12/2026	51842335	179.14
1/13/2026	2/2/2026	51842335	66.59
1/21/2026	2/2/2026	52319224	375.13
2/26/2026	3/9/2026	53822358	2,515.95
03/03/2026	03/16/2026	53974334	207.99
03/09/2026	03/23/2026	54261409	54.04
3/17/2026	3/30/2026	54572646	1,577.88
3/17/2026	3/30/2026	54592302	766.27
3/24/2026	4/6/2026	54889514	118.72
3/26/2026	4/6/2026	55044027	984.62
3/27/2026	4/6/2026	55128424	432.03
04/07/2026		55479880	252.15

CREDIT CARD CHARGES

net 32 DENTAL DISTRICT	
11/12/2025	233.18
XEMAX SURGICAL PRODUCTS	
12/19/2025	201.96
AMAZON PURCHASE	
CLINIC SUPPLIES - (60107)	89.54

TOTAL FOR SURGICAL SUPPLIES \$11,212.49 **\$11,212.49**

PURCHASES EXCEEDING GRANT **-\$3,212.49**

PAYROLL

DENTAL CLINIC MANAGER'S & DENTAL ASSISTANT'S PAYROLL PROVIDED IN GRANT **\$50,000.00**

PAYROLL COSTS FOR DENTAL CLINIC

Thru 2/28//2026	Payroll	25,590.40	
	Payroll Taxes	1,965.00	
March 2026	Payroll	3,359.00	
	Payroll Taxes	257.02	
April 1 - May 31, 2026	Payroll	7,680.00	
	Payroll Taxes	587.52	
(PROJECTED)			
		\$ 39,438.94	\$ 39,438.94

DENTAL ASSISTANT TRAINING 559.20 \$ 559.20

TOTAL PAYROLL: \$ 39,998.14 \$ 39,998.14

GRANT EXCEEDS PAYROLL \$ 10,001.86

NET DIFFERENCE IN GRANT AND EXPENSES \$ 6,789.37

HENRY SCHEIN®
 CORPORATE OFFICE
 135 Duryea Road • Melville, NY 11747
 1.800.472.4346
 www.henryschein.com



INVOICE

Ship/Sold-To: 2726173
 Nature Coast Ministries
 7655 W Gulf To Lake Hwy Ste 8
 ATTN: DENTAL Linda L Witherow
 Crystal River, FL 34429-7910

Bill-To: 2726172
 Nature Coast Samaritans
 7655 W Gulf To Lake Hwy Ste 8
 Crystal River, FL 34429-7910

010000272617242506169110000000000437150610253

Nature Coast Samaritans
 7655 W Gulf To Lake Hwy Ste 8
 Crystal River, FL 34429-7910

Invoice# 42506169	Invoice Date 06/10/25	Due Date 07/10/25	Invoice Total \$437.15
Purchase Order# 5 19 25		Payment Terms Invoice Date + 30 days	
Customer DEA#		Customer State Reg#	
HSI Federal ID# 11-3136595		HSI D&B# 01-243-0880	

Please detach here and mail above with your payment

LINE NO.	ITEM CODE	UNIT SIZE	DESCRIPTION	QTY ORDERED	QTY SHIPPED	CODES	UNIT PRICE	EXT. PRICE	BOX NO.	SHIP FROM
1	101-9278	200/PK	Sponge Premium NW 4Ply NS 2x2" ** SPECIAL CONTRACT PRICE ** CASE GOOD ITEM, MAY BE SHIPPED SEPARATELY.	25	25	C	3.34	83.50	1	FL2
2	112-4853	200/BX	Self Seal Sterilization Pouch 3.5x9 ** SPECIAL CONTRACT PRICE **	4	4		10.71	42.84	2	FL
3	570-2499	12/PK	Tofflemire Matrix Bands .0015 #1 ** SPECIAL CONTRACT PRICE **	4	4		2.62	10.48	2	FL
4	900-4301	5/PK	Carbide Bur T&F 10 Blade FG EF6 ** SPECIAL CONTRACT PRICE **	2	2		30.08	60.16	2	FL
5	131-9678	10/PK	Kerr Carbide FG 7406 ** SPECIAL CONTRACT PRICE **	2	2		116.84	233.68	2	FL

MERCHANDISE TOTAL \$430.66
 FREIGHT CHARGES \$6.49
 INVOICE TOTAL \$437.15

Please refer to our standard Terms of Sale and disclosures at <https://www.henryschein.com/us-en/specialmarkets/LegalTerms.aspx>, including customer obligations regarding discounts/rebates. Such terms are incorporated herein by reference.

Thank you for your order!

Ship To# 2726173	Bill To# 2726172	Invoice# 42506169	Invoice Date 06/10/25	Invoice Total \$437.15	CODE STATUS KEY S-Special Schem Pricing B-Backordered; Item will follow C-Case Good Item D-Discontinued; Item no longer available F-Special Offer M-Item will ship directly from manufacturer NC-No Charge P-Prescription Drug; Return Authorization Required *-Item has Safety Data Sheet (SDS) R-Refrigerated Item; May be shipped separately SK-School Kit SM-Shipped from Multiple Buildings T-Taxable Item U-Temporarily Unavailable; please reorder W-Warranty Item WH, MN, M2, DM-DSCSA CODES
Order# 65854488	Order Date 06/09/25	# of Boxes 2	PO# 5 19 25		

Distribution Names/Address

FL2: 4925 Bulls Bay Hwy Jacksonville, FL 32219	FL: 8691 Jesse B Smith Ct Jacksonville, FL 32219
	DEA#: RH0284189 State Reg#: 221315
	Chem. Reg#: 006781HNY

HENRY SCHEIN®
 CORPORATE OFFICE
 135 Duryea Road • Melville, NY 11747
 1.800.472.4346
 www.henryschein.com



INVOICE

Ship/Sold-To: 2726173
 Nature Coast Ministries
 7655 W Gulf To Lake Hwy Ste 8
 ATTN: DENTAL Linda L Witherow
 Crystal River, FL 34429-7910

Bill-To: 2726172
 Nature Coast Samaritans
 7655 W Gulf To Lake Hwy Ste 8
 Crystal River, FL 34429-7910

010000272617242819072110000000000203390617257

Nature Coast Samaritans
 7655 W Gulf To Lake Hwy Ste 8
 Crystal River, FL 34429-7910

Invoice# 42819072	Invoice Date 06/17/25	Due Date 07/17/25	Invoice Total \$203.39
Purchase Order# 6 16 25 LIDO AND SUTURE O		Payment Terms Invoice Date + 30 days	
Customer DEA#		Customer State Reg# DN10413	
HSI Federal ID# 11-3136595		HSI D&B# 01-243-0880	

Please detach here and mail above with your payment

LINE NO.	ITEM CODE	UNIT SIZE	DESCRIPTION	QTY ORDERED	QTY SHIPPED	CODES	UNIT PRICE	EXT. PRICE	BOX NO.	SHIP FROM
1	465-1205	50/BX	Lidocaine 2% w/EPI 1.7 mL INJ 1:100 Red NDC: 0404-6512-05/00404-6512-05 SEE TERMS OF SALE FOR (DSCSA) COMPLIANCE MESSAGE DETAILS ** SPECIAL CONTRACT PRICE **	4	4	P MN *	39.61	158.44	1	FL
2	101-1582	12/BX	Suture Chromic Gut Undyed C-6 3-0 27" ** SPECIAL CONTRACT PRICE **	2	2		19.23	38.46	1	FL

MERCHANDISE TOTAL \$196.90
FREIGHT AND/OR HANDLING \$6.49
INVOICE TOTAL \$203.39

Please refer to our standard Terms of Sale and disclosures at <https://www.henryschein.com/us-en/specialmarkets/LegalTerms.aspx>, including customer obligations regarding discounts/rebates. Such terms are incorporated herein by reference.

Thank you for your order!

Ship To# 2726173	Bill To# 2726172	Invoice# 42819072	Invoice Date 06/17/25	Invoice Total \$203.39	CODE STATUS KEY \$-Special Schem Pricing B-Backordered: Item will follow C-Case Good Item D-Discontinued: Item no longer available F-Special Offer M-Item will ship directly from manufacturer NC-No Charge P-Prescription Drug: Return Authorization Required *-Item has Safety Data Sheet (SDS) R-Refrigerated Item: May be shipped separately SK-School Kit SM-Shipped from Multiple Buildings T-Taxable Item U-Temporarily Unavailable: please reorder W-Warranty Item WH, MN, M2, DM-DSCSA CODES
Order# 66080290	Order Date 06/16/25	# of Boxes 1	PO# 6 16 25 LIDO AND SUTURE O		

Distribution Names/Address

FL: 8691 Jesse B Smith Ct Jacksonville FL 32219
 DEA#: RH0284199 State Reg#: 221315
 Chem. Reg#: 006781HNY

HENRY SCHEIN®
 CORPORATE OFFICE
 135 Duryea Road • Melville, NY 11747
 1.800.472.4346
 www.henryschein.com



INVOICE

Ship/Sold-To: 2726173
 Nature Coast Ministries
 7655 W Gulf To Lake Hwy Ste 8
 ATTN: DENTAL Linda L Witherow
 Crystal River, FL 34429-7910

Bill-To: 2726172
 Nature Coast Samaritans
 7655 W Gulf To Lake Hwy Ste 8
 Crystal River, FL 34429-7910

01000027261724524780111000000000599190808254

Nature Coast Samaritans
 7655 W Gulf To Lake Hwy Ste 8
 Crystal River, FL 34429-7910

Invoice# 45247801	Invoice Date 08/08/25	Due Date 09/07/25	Invoice Total \$599.19
Purchase Order# CLINIC AND DR TRAN ORDERS		Payment Terms Invoice Date + 30 days	
Customer DEA#		Customer State Reg# DN10413	
HSI Federal ID# 11-3136595		HSI D&B# 01-243-0880	

Please detach here and mail above with your payment

LINE NO.	ITEM CODE	UNIT SIZE	DESCRIPTION	QTY ORDERED	QTY SHIPPED	CODES	UNIT PRICE	EXT. PRICE	BOX NO.	SHIP FROM
1	570-0213	EA	Sharps Container Rotary Lid 2.2qt Red ** SPECIAL CONTRACT PRICE **	2	2		6.50	13.00	1	FL
2	100-9504	400/BX	Cure Sleeve Light Guide Sleeve 7mm ** SPECIAL CONTRACT PRICE **	2	2		61.87	123.74	1	FL
3	228-0944	50/BX	Septocaine 4% w/EPI 1.7 mL INJ 1:200 SIL .GO TO YOUR ONLINE ACCOUNT TO RETRIEVE THIS SDS, 1059551 - IF YOU CANNOT ACCESS ONLINE OPTIONS OR TO OPT OUT OF ELECTRONIC SDS CALL (800) 472-4346. NDC: 0362-9048-02/00362-9048-02 SEE TERMS OF SALE FOR (DSCSA) COMPLIANCE MESSAGE DETAILS ** SPECIAL CONTRACT PRICE **	2	2	P MN *	73.41	146.82	1	FL
4	228-8210	50/BX	Septocaine 4% w/EPI 1.7 mL INJ 1:100M Go NDC: 0362-9049-02/00362-9049-02 SEE TERMS OF SALE FOR (DSCSA) COMPLIANCE MESSAGE DETAILS ** SPECIAL CONTRACT PRICE **	4	4	P MN *	73.41	293.64	1	FL
5	228-5839	100/BX	Septoject Needles 30Ga X-Short Purple ** SPECIAL CONTRACT PRICE **	1	1		15.50	15.50	1	FL

MERCHANDISE TOTAL \$592.70
FREIGHT CHARGES \$6.49

Please refer to our standard Terms of Sale and disclosures at <https://www.henryschein.com/us-en/specialmarkets/LegalTerms.aspx>, including customer obligations regarding discounts/rebates. Such terms are incorporated herein by reference.

Thank you for your order!

Ship To# 2726173	Bill To# 2726172	Invoice# 45247801	Invoice Date 08/08/25	Invoice Total \$599.19	CODE STATUS KEY S-Special Schem Pricing B-Backordered; Item will follow C-Case Good Item D-Discontinued; Item no longer available F-Special Offer M-Item will ship directly from manufacturer NC-No Charge P-Prescription Drug; Return Authorization Required *-Item has Safety Data Sheet (SDS) R-Refrigerated Item; May be shipped separately SK-School Kit SM-Shipped from Multiple Buildings T-Taxable Item U-Temporarily Unavailable; please reorder W-Warranty Item WH, MN, M2, DM-DSCSA CODES
Order# 67910039	Order Date 08/08/25	# of Boxes 1	PO# CLINIC AND DR TRAN ORDERS		

Distribution Names/Address

FL: 8691 Jesse B Smith Ct Jacksonville FL 32219
 DEA#: FH0284199 State Reg#: 221315
 Chem. Reg#: 006781HNY

HENRY SCHEIN®
 CORPORATE OFFICE
 135 Duryea Road • Melville, NY 11747
 1.800.472.4346
 www.henryschein.com

INVOICE

Ship/Sold-To: 2726173
 Nature Coast Ministries
 7655 W Gulf To Lake Hwy Ste 8
 ATTN: DENTAL Linda L Witherow
 Crystal River, FL 34429-7910

Bill-To: 2726172
 Nature Coast Samaritans
 7655 W Gulf To Lake Hwy Ste 8
 Crystal River, FL 34429-7910

LINE NO.	ITEM CODE	UNIT SIZE	DESCRIPTION	QTY ORDERED	QTY SHIPPED	CODES	UNIT PRICE	EXT. PRICE	BOX NO.	SHIP FROM
INVOICE TOTAL							\$599.19			

Ship To# 2726173	Bill To# 2726172	Invoice# 45247801	Invoice Date 08/08/25	Invoice Total \$599.19	CODE STATUS KEY S-Special Schein Pricing B-Backordered; Item will follow C-Case Good Item D-Discontinued; Item no longer available F-Special Offer M-Item will ship directly from manufacturer NC-No Charge P-Prescription Drug; Return Authorization Required *-Item has Safety Data Sheet (SDS) R-Refrigerated Item; May be shipped separately SK-School Kit SM-Shipped from Multiple Buildings T-Taxable Item U-Temporarily Unavailable; please reorder W-Warranty Item WH, MN, M2, DM-DSCSA CODES
Order# 67910039	Order Date: 08/08/25	# of Boxes 1	PO#: CLINIC AND DR TRAN ORDERS		

Distribution Names/Address
 FL: 8691 Jesse B Smith Ct Jacksonville FL 32219
 DEA#: RH0284199 State Reg#: 221315
 Chem. Reg#: 006781HNY

HENRY SCHEIN®
 CORPORATE OFFICE
 135 Duryea Road • Melville, NY 11747
 1.800.472.4346
 www.henryschein.com



INVOICE

Ship/Sold-To: 2726173
 Nature Coast Ministries
 7655 W Gulf To Lake Hwy Ste 8
 ATTN: DENTAL Linda L Witherow
 Crystal River, FL 34429-7910

Bill-To: 2726172
 Nature Coast Samaritans
 7655 W Gulf To Lake Hwy Ste 8
 Crystal River, FL 34429-7910

010000272617248180036110000000000075471014257

Nature Coast Samaritans
 7655 W Gulf To Lake Hwy Ste 8
 Crystal River, FL 34429-7910

Invoice# 48180036	Invoice Date 10/14/25	Due Date 11/13/25	Invoice Total \$75.47
Purchase Order# IPH_21185157		Payment Terms Invoice Date + 30 days	
Customer DEA#		Customer State Reg#	
HSI Federal ID# 11-3136595		HSI D&B# 01-243-0880	

Please detach here and mail above with your payment

LINE NO.	ITEM CODE	UNIT SIZE	DESCRIPTION	QTY ORDERED	QTY SHIPPED	CODES	UNIT PRICE	EXT. PRICE	BOX NO.	SHIP FROM
1	552-9372	16OZ	Omni-Cleaner XL	2	2	*	29.99	59.98	1	FL

MERCHANDISE TOTAL \$59.98
FREIGHT AND/OR HANDLING \$15.49
INVOICE TOTAL \$75.47

Please refer to our standard Terms of Sale and disclosures at <https://www.henryschein.com/us-en/specialmarkets/LegalTerms.aspx>, including customer obligations regarding discounts/rebates. Such terms are incorporated herein by reference.

Thank you for your order!

Ship To# 2726173	Bill To# 2726172	Invoice# 48180036	Invoice Date 10/14/25	Invoice Total \$75.47	CODE STATUS KEY S-Special Schein Pricing B-Backordered; Item will follow C-Case Good Item D-Discontinued; Item no longer available F-Special Offer M-Item will ship directly from manufacturer NC-No Charge P-Prescription Drug; Return Authorization Required *-Item has Safety Data Sheet (SDS) R-Refrigerated Item; May be shipped separately SK-School Kit SM-Shipped from Multiple Buildings T-Taxable Item U-Temporarily Unavailable; please reorder W-Warranty Item WH, MN, M2, DM-DSCSA CODES
Order# 69940382	Order Date 10/13/25	# of Boxes 1	PO# IPH_21185157		

Distribution Names/Address

FL: 8801 Jesse B Smith Ct, Jacksonville, FL 32219
 DEA#: RHC0284199 State Reg#: 221315
 Chem. Reg#: 096781HNY

HENRY SCHEIN®
CORPORATE OFFICE
135 Duryea Road • Melville, NY 11747
1.800.472.4346
www.henryschein.com



INVOICE

Ship/Sold-To: 2726173
Nature Coast Ministries
7655 W Gulf To Lake Hwy Ste 8
ATTN: DENTAL Linda L Witherow
Crystal River, FL 34429-7910

ok!

Bill-To: 2726172
Nature Coast Samaritans
7655 W Gulf To Lake Hwy Ste 8
Crystal River, FL 34429-7910

010000272617249517563110000000000198471112252

Nature Coast Samaritans
7655 W Gulf To Lake Hwy Ste 8
Crystal River, FL 34429-7910

Invoice# 49517563	Invoice Date 11/12/25	Due Date 12/12/25	Invoice Total \$198.47
Purchase Order# GRANT		Payment Terms Invoice Date + 30 days	
Customer DEA#		Customer State Reg# DN10413	
HSI Federal ID# 11-3136595		HSI D&B# 01-243-0880	

-----Please detach here and mail above with your payment-----

LINE NO.	ITEM CODE	UNIT SIZE	DESCRIPTION	QTY ORDERED	QTY SHIPPED	CODES	UNIT PRICE	EXT. PRICE	BOX NO.	SHIP FROM
1	194-1135	50/BX	Monoject 412 Syringe Curved Tip 12cc ** SPECIAL CONTRACT PRICE **	2	2		29.65	59.30	1	FL
2	146-6035	100/BT	Clindamycin HCl Capsules 150mg NDC: 68462-143-01/68462-0143-01 SEE TERMS OF SALE FOR (DSCSA) COMPLIANCE MESSAGE DETAILS * SPECIAL SCHEIN PRICE REDUCTION *	1	1	P MN \$	11.39	11.39	1	FL
3	100-0757	5/PK	Surgical Bur FG 702 FG 702 ** SPECIAL CONTRACT PRICE **	2	2		10.66	21.32	1	FL
4	102-9023	25/PK	Aspirator Tip Surgical Green 1/4"D ** SPECIAL CONTRACT PRICE **	2	2		11.28	22.56	1	FL
5	101-8493	50PR/BX	Encore Glove PF Latex Surg Size 8 * SPECIAL SCHEIN PRICE REDUCTION *	1	1	\$	77.41	77.41	1	FL

MERCHANDISE TOTAL \$191.98
FREIGHT CHARGES \$6.49
INVOICE TOTAL \$198.47

Please refer to our standard Terms of Sale and disclosures at <https://www.henryschein.com/us-en/specialmarkets/LegalTerms.aspx>, including customer obligations regarding discounts/rebates. Such terms are incorporated herein by reference.

Thank you for your order!

Ship To# 2726173	Bill To# 2726172	Invoice# 49517563	Invoice Date 11/12/25	Invoice Total \$198.47	CODE STATUS KEY \$-Special Schein Pricing B-Backordered; Item will follow C-Case Good Item D-Discontinued; Item no longer available F-Special Offer M-Item will ship directly from manufacturer NC-No Charge P-Prescription Drug; Return Authorization Required *-Item has Safety Data Sheet (SDS) R-Refrigerated Item; May be shipped separately SK-School Kit SM-Shipped from Multiple Buildings T-Taxable Item U-Temporarily Unavailable; please reorder W-Warranty Item WH, MN, M2, DM-DSCSA CODES
Order# 70847761	Order Date 11/11/25	# of Boxes 1	PO# GRANT		

Distribution Names/Address

FL: 8061 Jesse B Smith Ct Jacksonville, FL 32219
DEA#: R10284199 State Reg#: 221315
Chem. Reg#: 006781HNY



CORPORATE OFFICE
 135 Duryea Road • Melville, NY 11747
 1.800.472.4346
 www.henryschein.com

SHIP TO:02726173
 Nature Coast Ministries
 7655 W Gulf To Lake Hwy Ste 8
 ATTN: DENTAL Linda L Witherow
 Crystal River, FL 34429-7910

BILL TO:02726172
 Nature Coast Samaritans
 7655 W Gulf To Lake Hwy Ste 8
 Crystal River, FL 34429-7910

SERVICE INVOICE

Nature Coast Samaritans
7655 W Gulf To Lake Hwy Ste 8
Crystal River, FL 34429-7910

REFERENCE#	71364358
INVOICE#	50290332
INVOICE DATE	12/01/2025
FED ID# 11-3136595 DUNS#01-243-0880	
CENTER	HSD-FLTAM c/o Berger
ORDER#	SR25120100502
CUSTOMER PO	
BALANCE DUE	\$249.38

-----Please detach here and mail above with your payment-----

ORDER NOTES:

SA#: SA25120100734 Date Of Service: 12/01/2025 Activity Type: Parts Sale
 Problem: Cause: Repair:
 Equipment Make: Model: Serial Number: Technician:
 Chris Sullivan

LINE#	ITEM#	DESCRIPTION	TAX	QTY	UNIT PRICE	TOTAL PRICE
Labor Hours: 000:00					**No Charge**	
1	3867195	MIDMARK CORP M11 Door & Dam Gasket Kit		1	209.39	209.39

PLEASE NOTE:

Customer Service 1-800-645-6594
Option 1 for Equipment; Option 5 for Credit and Billing

For Terms of Sale please visit:
<https://henryscheinequipmentcatalog.com/terms-conditions>

Please remit payments to: Henry Schein, Inc. Box 371952 Pittsburgh, PA 15250-7952

Labor	.00
Equipment & Parts	209.39
SUB TOTAL	209.39
Shipping & Handling	39.99
Tax	
ORDER TOTAL	249.38
BALANCE DUE	\$249.38

HENRY SCHEIN®
 CORPORATE OFFICE
 135 Duryea Road • Melville, NY 11747
 1.800.472.4346
 www.henryschein.com



INVOICE

Ship/Sold-To: 2726173
 Nature Coast Ministries
 7655 W Gulf To Lake Hwy Ste 8
 ATTN: DENTAL Linda L Witherow
 Crystal River, FL 34429-7910

Bill-To: 2726172
 Nature Coast Samaritans
 7655 W Gulf To Lake Hwy Ste 8
 Crystal River, FL 34429-7910

010000272617250270321110000000000179731202252

Nature Coast Samaritans
 7655 W Gulf To Lake Hwy Ste 8
 Crystal River, FL 34429-7910

Invoice# 50270321	Invoice Date 12/02/25	Due Date 01/01/26	Invoice Total \$179.73
Purchase Order# IPH_21560217		Payment Terms Invoice Date + 30 days	
Customer DEA#		Customer State Reg#	
HSI Federal ID# 11-3136595		HSI D&B# 01-243-0880	

-----Please detach here and mail above with your payment-----

LINE NO.	ITEM CODE	UNIT SIZE	DESCRIPTION	QTY ORDERED	QTY SHIPPED	CODES	UNIT PRICE	EXT. PRICE	BOX NO.	SHIP FROM
1	112-4861	200/BX	Self Seal Sterilization Pouch 5.25x12 ** SPECIAL CONTRACT PRICE **	1	1		15.14	15.14	2	FL
2	152-1626	100/BX	Halo PF Nitrile Glove LARGE ** SPECIAL CONTRACT PRICE ** CASE GOOD ITEM, MAY BE SHIPPED SEPARATELY.	10	10	C	15.81	158.10	1	FL

MERCHANDISE TOTAL \$173.24
FREIGHT CHARGES \$6.49
INVOICE TOTAL \$179.73

Please refer to our standard Terms of Sale and disclosures at <https://www.henryschein.com/us-en/specialmarkets/LegalTerms.aspx>, including customer obligations regarding discounts/rebates. Such terms are incorporated herein by reference.

Thank you for your order!

Ship To# 2726173	Bill To# 2726172	Invoice# 50270321	Invoice Date 12/02/25	Invoice Total \$179.73	CODE STATUS KEY \$-Special Schein Pricing B-Backordered; Item will follow C-Case Good Item D-Discontinued; Item no longer available F-Special Offer M-Item will ship directly from manufacturer NC-No Charge P-Prescription Drug; Return Authorization Required *-Item has Safety Data Sheet (SDS) R-Refrigerated Item; May be shipped separately SK-School Kit SM-Shipped from Multiple Buildings T-Taxable Item U-Temporarily Unavailable; please reorder W-Warranty Item WH, MN, M2, DM-DSCSA CODES
Order# 71346069	Order Date 12/01/25	# of Boxes 2	PO# IPH_21560217		

Distribution Names/Address

FL: 8691 Jesse B Smith Ct Jacksonville, FL 32219
 DEA#: RH0284199 State Reg#: 221315
 Chem. Reg#: 006781HLY

HENRY SCHEIN®
CORPORATE OFFICE
135 Duryea Road • Melville, NY 11747
1.800.472.4346
www.henryschein.com



INVOICE

Ship/Sold-To: 2726173
Nature Coast Ministries
7655 W Gulf To Lake Hwy Ste 8
ATTN: DENTAL Linda L Witherow
Crystal River, FL 34429-7910

Bill-To: 2726172
Nature Coast Samaritans
7655 W Gulf To Lake Hwy Ste 8
Crystal River, FL 34429-7910

010000272617250629311110000000000037071209254

Nature Coast Samaritans
7655 W Gulf To Lake Hwy Ste 8
Crystal River, FL 34429-7910

Invoice# 50629311	Invoice Date 12/09/25	Due Date 01/08/26	Invoice Total \$37.07
Purchase Order# EZ200414120251208132028		Payment Terms Invoice Date + 30 days	
Customer DEA#		Customer State Reg#	
HSI Federal ID# 11-3136595		HSI D&B# 01-243-0880	

Please detach here and mail above with your payment

LINE NO.	ITEM CODE	UNIT SIZE	DESCRIPTION	QTY ORDERED	QTY SHIPPED	CODES	UNIT PRICE	EXT. PRICE	BOX NO.	SHIP FROM
1	916-4961	10Z/JR	Hurricane Topical Gel Cherry	2	2	*	10.79	21.58	1	FL

. GO TO YOUR ONLINE ACCOUNT TO RETRIEVE THIS SDS, 1056672 -
IF YOU CANNOT ACCESS ONLINE OPTIONS OR TO OPT OUT OF
ELECTRONIC SDS CALL (800) 472-4346.
** SPECIAL CONTRACT PRICE **

MERCHANDISE TOTAL \$21.58
FREIGHT AND/OR HANDLING \$15.49
INVOICE TOTAL \$37.07

Please refer to our standard Terms of Sale and disclosures at <https://www.henryschein.com/us-en/specialmarkets/LegalTerms.aspx>, including customer obligations regarding discounts/rebates. Such terms are incorporated herein by reference.

Thank you for your order!

Ship To# 2726173	Bill To# 2726172	Invoice# 50629311	Invoice Date 12/09/25	Invoice Total \$37.07	CODE STATUS KEY \$-Special Schein Pricing B-Backordered; Item will follow C-Case Good Item D-Discontinued; Item no longer available F-Special Offer M-Item will ship directly from manufacturer NC-No Charge P-Prescription Drug; Return Authorization Required *-Item has Safety Data Sheet (SDS) R-Refrigerated Item; May be shipped separately SK-School Kit SM-Shipped from Multiple Buildings T-Taxable Item U-Temporarily Unavailable; please reorder W-Warranty Item WH, MN, M2, DM-DSCSA CODES
Order# 71669332	Order Date 12/08/25	# of Boxes 1	PO# EZ200414120251208132028		

Distribution Names/Address

FL: 8691 Jesse B Smith Ct, Jacksonville, FL 32219
DEA#: RH0284199 State Reg#: 221315
Chem. Reg#: 006781HNY



INVOICE

Ship/Sold-To: 2726173
Nature Coast Ministries
7655 W Gulf To Lake Hwy Ste 8
ATTN: DENTAL Linda L Witherow
Crystal River, FL 34429-7910

Bill-To: 2726172
Nature Coast Samaritans
7655 W Gulf To Lake Hwy Ste 8
Crystal River, FL 34429-7910

010000272617250869071110000000001177451215256

Nature Coast Samaritans
7655 W Gulf To Lake Hwy Ste 8
Crystal River, FL 34429-7910

Invoice# 50869071	Invoice Date 12/15/25	Due Date 01/14/26	Invoice Total \$1177.45
Purchase Order# EZ200414120251212142453		Payment Terms Invoice Date + 30 days	
Customer DEA#		Customer State Reg#	
HSI Federal ID# 11-3136595		HSI D&B# 01-243-0880	

-----Please detach here and mail above with your payment-----

LINE NO.	ITEM CODE	UNIT SIZE	DESCRIPTION	QTY ORDERED	QTY SHIPPED	CODES	UNIT PRICE	EXT. PRICE	BOX NO.	SHIP FROM
1	100-4592	EA	Basin f/Solution SS .625 Qt 2.25 .625 Qt <i>ESTIMATED DELIVERY DATE: 12/16/25</i>	4	4		45.29	181.16	2	IN
2	100-0255	EA	Bone File DE 12 Howard <i>** SPECIAL CONTRACT PRICE **</i>	4	4		41.02	164.08	1	FL
3	953-7598	EA	Vantage Forcep #65 <i>ITEM UNDER LIFETIME WARRANTY FROM INVOICE DATE. ESTIMATED DELIVERY DATE: 12/16/25 ** SPECIAL CONTRACT PRICE **</i>	2	2	W	66.59	133.18	2	IN
4	953-7710	EA	Vantage Forcep #69 <i>ITEM UNDER LIFETIME WARRANTY FROM INVOICE DATE. ITEM BACK ORDERED, WILL FOLLOW SHORTLY ** SPECIAL CONTRACT PRICE **</i>	1	0	W B				
5	600-9180	EA	Retractor Tissue 2 Austin <i>ESTIMATED DELIVERY DATE: 12/16/25 * SPECIAL SCHEIN PRICE REDUCTION *</i>	3	3	\$	108.62	325.86	2	IN
6	107-5858	2/PK	Bite Blocks Medium <i>** SPECIAL CONTRACT PRICE **</i>	4	4		37.28	149.12	1	FL
7	586-2760	EA	File Bone 21 Miller <i>ESTIMATED DELIVERY DATE: 12/16/25 ** SPECIAL CONTRACT PRICE **</i>	3	3		72.52	217.56	2	IN

Please refer to our standard Terms of Sale and disclosures at <https://www.henryschein.com/us-en/specialmarkets/LegalTerms.aspx>, including customer obligations regarding discounts/rebates. Such terms are incorporated herein by reference.

Thank you for your order!

Ship To# 2726173	Bill To# 2726172	Invoice# 50869071	Invoice Date 12/15/25	Invoice Total \$1177.45	CODE STATUS KEY \$-Special Schein Pricing B-Backordered; Item will follow C-Case Good Item D-Discontinued; Item no longer available F-Special Offer M-Item will ship directly from manufacturer NC-No Charge P-Prescription Drug; Return Authorization Required *-Item has Safety Data Sheet (SDS) R-Refrigerated Item; May be shipped separately SK-School Kit SM-Shipped from Multiple Buildings T-Taxable Item U-Temporarily Unavailable; please reorder W-Warranty Item WH, MN, M2, DM-DSCSA CODES
Order# 71878985	Order Date 12/12/25	# of Boxes 2	PO# EZ200414120251212142453		

Distribution Names/Address

IN: 5315 W 74th St, Indianapolis, IN 46268 DEA#: RH0162494 State Reg#: 48001176A Chem. Reg#: 096574HNH	FL: 6691 Jesse B Smith Ct, Jacksonville, FL 32219 DEA#: RH0204199 State Reg#: 221315 Chem. Reg#: 096781HNH
--	--

HENRY SCHEIN®
 CORPORATE OFFICE
 135 Duryea Road • Melville, NY 11747
 1.800.472.4346
 www.henryschein.com

INVOICE

Ship/Sold-To: 2726173
 Nature Coast Ministries
 7655 W Gulf To Lake Hwy Ste 8
 ATTN: DENTAL Linda L Witherow
 Crystal River, FL 34429-7910

Bill-To: 2726172
 Nature Coast Samaritans
 7655 W Gulf To Lake Hwy Ste 8
 Crystal River, FL 34429-7910

LINE NO.	ITEM CODE	UNIT SIZE	DESCRIPTION	QTY ORDERED	QTY SHIPPED	CODES	UNIT PRICE	EXT. PRICE	BOX NO.	SHIP FROM
MERCHANDISE TOTAL							\$1,170.96			
FREIGHT CHARGES							\$6.49			
INVOICE TOTAL							\$1,177.45			

Ship To# 2726173	Bill To# 2726172	Invoice# 50869071	Invoice Date 12/15/25	Invoice Total \$1177.45	CODE STATUS KEY S-Special Schein Pricing B-Backordered; Item will follow C-Case Good Item D-Discontinued; Item no longer available F-Special Offer M-Item will ship directly from manufacturer NC-No Charge P-Prescription Drug; Return Authorization Required *-Item has Safety Data Sheet (SDS) R-Refrigerated Item; May be shipped separately SK-School Kit SM-Shipped from Multiple Buildings T-Taxable Item U-Temporarily Unavailable; please reorder W-Warranty Item WH, MN, M2, DM-DSCSA CODES
Order# 71878985	Order Date: 12/12/25	# of Boxes 2	PO#: EZ200414120251212142453		

Distribution Names/Address

IN: 5315 W 74th St, Indianapolis, IN 46268 DEA#: RH0162494 State Reg#: 48001176A Chem. Reg#: 096574HNY	FL: 6691 Jesse B Smith Ct, Jacksonville, FL 32219 DEA#: RH0264199 State Reg#: 221315 Chem. Reg#: 096781HNY
--	--

HENRY SCHEIN®
 CORPORATE OFFICE
 135 Duryea Road • Melville, NY 11747
 1.800.472.4346
 www.henryschein.com



INVOICE

Ship/Sold-To: 2726173
 Nature Coast Ministries
 7655 W Gulf To Lake Hwy Ste 8
 ATTN: DENTAL Linda L Witherow
 Crystal River, FL 34429-7910

Bill-To: 2726172
 Nature Coast Samaritans
 7655 W Gulf To Lake Hwy Ste 8
 Crystal River, FL 34429-7910

0100002726172511815171100000000017914122256

Nature Coast Samaritans
 7655 W Gulf To Lake Hwy Ste 8
 Crystal River, FL 34429-7910

Invoice# 51181517	Invoice Date 12/22/25	Due Date 01/21/26	Invoice Total \$179.14
Purchase Order# IPH_21696544		Payment Terms Invoice Date + 30 days	
Customer DEA#		Customer State Reg# DN10413	
HSI Federal ID# 11-3136595		HSI D&B# 01-243-0880	

Please detach here and mail above with your payment

LINE NO.	ITEM CODE	UNIT SIZE	DESCRIPTION	QTY ORDERED	QTY SHIPPED	CODES	UNIT PRICE	EXT. PRICE	BOX NO.	SHIP FROM
1	507-5300	EA	Sodium Chlo .9% Irr Bottle 1000mL ** SPECIAL CONTRACT PRICE **	3	3	P	3.84	11.52	1	FL
2	100-6094	EA	Mallet Surgical Steel Face HSI ESTIMATED DELIVERY DATE: 12/23/25 * SPECIAL SCHEIN PRICE REDUCTION *	3	3	\$	53.71	161.13	2	IN

MERCHANDISE TOTAL \$172.65
 FREIGHT CHARGES \$6.49
 INVOICE TOTAL \$179.14

Please refer to our standard Terms of Sale and disclosures at <https://www.henryschein.com/us-en/specialmarkets/LegalTerms.aspx>, including customer obligations regarding discounts/rebates. Such terms are incorporated herein by reference.

Thank you for your order!

Ship To# 2726173	Bill To# 2726172	Invoice# 51181517	Invoice Date 12/22/25	Invoice Total \$179.14	CODE STATUS KEY S-Special Schein Pricing B-Backordered; Item will follow C-Case Good Item D-Discontinued; Item no longer available F-Special Offer M-Item will ship directly from manufacturer NC-No Charge P-Prescription Drug; Return Authorization Required *-Item has Safety Data Sheet (SDS) R-Refrigerated Item; May be shipped separately SK-School Kit SM-Shipped from Multiple Buildings T-Taxable Item U-Temporarily Unavailable; please reorder W-Warranty Item WH, M1, M2, DM-DSCSA CODES
Order# 72080014	Order Date 12/19/25	# of Boxes 2	PO# IPH_21696544		

Distribution Names/Address

FL: 8691 Jesse B Smith Ct Jacksonville, FL 32219 DEA#: FH0294199 State Reg#: 221315 Chem. Reg#: 006781HNY	IN: 5315 W 74th St Indianapolis, IN 46268 DEA#: FH0162484 State Reg#: 49001176A Chem. Reg#: 006574HNY
---	---

HENRY SCHEIN®
 CORPORATE OFFICE
 135 Duryea Road • Melville, NY 11747
 1.800.472.4346
 www.henryschein.com



INVOICE

Ship/Sold-To: 2726173
 Nature Coast Ministries
 7655 W Gulf To Lake Hwy Ste 8
 ATTN: DENTAL Linda L Witherow
 Crystal River, FL 34429-7910

Bill-To: 2726172
 Nature Coast Samaritans
 7655 W Gulf To Lake Hwy Ste 8
 Crystal River, FL 34429-7910

010000272617251842335110000000000066590113267

Nature Coast Samaritans
 7655 W Gulf To Lake Hwy Ste 8
 Crystal River, FL 34429-7910

Invoice# 51842335	Invoice Date 01/13/26	Due Date 02/12/26	Invoice Total \$66.59
Purchase Order# EZ200414120251212142453		Payment Terms Invoice Date + 30 days	
Customer DEA#		Customer State Reg#	
HSI Federal ID# 11-3136595		HSI D&B# 01-243-0880	

Please detach here and mail above with your payment

LINE NO.	ITEM CODE	UNIT SIZE	DESCRIPTION	QTY ORDERED	QTY SHIPPED	CODES	UNIT PRICE	EXT. PRICE	BOX NO.	SHIP FROM
This is a backordered shipment for order:71878985 original invoice:50869071										
1	953-7710	EA	Vantage Forcep #69 ITEM UNDER LIFETIME WARRANTY FROM INVOICE DATE. ** SPECIAL CONTRACT PRICE **	1	1	W	66.59	66.59	1	IN

MERCHANDISE TOTAL **\$66.59**
 INVOICE TOTAL **\$66.59**

Please refer to our standard Terms of Sale and disclosures at <https://www.henryschein.com/us-en/specialmarkets/LegalTerms.aspx>, including customer obligations regarding discounts/rebates. Such terms are incorporated herein by reference.

Thank you for your order!

Ship To# 2726173	Bill To# 2726172	Invoice# 51842335	Invoice Date 01/13/26	Invoice Total \$66.59	CODE STATUS KEY S-Special Schem Pricing B-Backordered; Item will follow C-Case Good Item D-Discontinued; Item no longer available F-Special Offer M-Item will ship directly from manufacturer NC-No Charge P-Prescription Drug; Return Authorization Required *-Item has Safety Data Sheet (SDS) R-Refrigerated Item; May be shipped separately SK-School Kit SM-Shipped from Multiple Buildings T-Taxable Item U-Temporarily Unavailable; please reorder W-Warranty Item WH, MN, M2, DM-DSCSA CODES
Order# 71878985	Order Date 12/12/25	# of Boxes 1	PO# EZ200414120251212142453		

Distribution Names/Address

IN: 5315 W 74th St. Indianapolis, IN 46268
 DEA#: RH0162494 State Reg#: 49001175A
 Chem. Reg#: 006574HNY

HENRY SCHEIN®
 CORPORATE OFFICE
 135 Duryea Road • Melville, NY 11747
 1.800.472.4346
 www.henryschein.com



INVOICE

Ship/Sold-To: 2726173
 Nature Coast Ministries
 7655 W Gulf To Lake Hwy Ste 8
 ATTN: DENTAL Linda L Witherow
 Crystal River, FL 34429-7910

Bill-To: 2726172
 Nature Coast Samaritans
 7655 W Gulf To Lake Hwy Ste 8
 Crystal River, FL 34429-7910

010000272617252319224110000000000375130121264

Nature Coast Samaritans
 7655 W Gulf To Lake Hwy Ste 8
 Crystal River, FL 34429-7910

Invoice# 52319224	Invoice Date 01/21/26	Due Date 02/20/26	Invoice Total \$375.13
Purchase Order# EZ200414120260119132008		Payment Terms Invoice Date + 30 days	
Customer DEA#		Customer State Reg#	
HSI Federal ID# 11-3136595		HSI D&B# 01-243-0880	

Please detach here and mail above with your payment

LINE NO.	ITEM CODE	UNIT SIZE	DESCRIPTION	QTY ORDERED	QTY SHIPPED	CODES	UNIT PRICE	EXT. PRICE	BOX NO.	SHIP FROM
1	101-4715	52/BX	Maxitest Biological Monitor Mail In ** SPECIAL CONTRACT PRICE **	1	1		179.73	179.73	1	FL
2	112-4860	100/BX	Self Seal Sterilization Pouch 9x15 ** SPECIAL CONTRACT PRICE **	1	1		37.11	37.11	1	FL
3	135-9919	EA	Vacusol Neutral Evac Cleaner 32oz ** SPECIAL CONTRACT PRICE **	2	2	*	75.90	151.80	1	FL

MERCHANDISE TOTAL \$368.64
FREIGHT AND/OR HANDLING \$6.49
INVOICE TOTAL \$375.13

Please refer to our standard Terms of Sale and disclosures at <https://www.henryschein.com/us-en/specialmarkets/LegalTerms.aspx>, including customer obligations regarding discounts/rebates. Such terms are incorporated herein by reference.

Thank you for your order!

Ship To# 2726173	Bill To# 2726172	Invoice# 52319224	Invoice Date 01/21/26	Invoice Total \$375.13	CODE STATUS KEY \$-Special Schein Pricing B-Backordered; Item will follow C-Case Good Item D-Discontinued; Item no longer available F-Special Offer M-Item will ship directly from manufacturer NC-No Charge P-Prescription Drug; Return Authorization Required *-Item has Safety Data Sheet (SDS) R-Refrigerated Item; May be shipped separately SK-School Kit SM-Shipped from Multiple Buildings T-Taxable Item U-Temporarily Unavailable; please reorder W-Warranty Item WH, MN, M2, DM-DSCSA CODES
Order# 73308647	Order Date 01/20/26	# of Boxes 1	PO# EZ200414120260119132008		

Distribution Names/Address

FL: 8091 Jesse B Smith Ct Jacksonville FL 32219
 DEA#: RH0284199 State Reg#: 221315
 Chem. Reg#: 006781HNY

HENRY SCHEIN®
CORPORATE OFFICE
135 Duryea Road • Melville, NY 11747
1.800.472.4346
www.henryschein.com



INVOICE

Ship/Sold-To: 2726173
Nature Coast Ministries
7655 W Gulf To Lake Hwy Ste 8
ATTN: DENTAL Linda L Witherow
Crystal River, FL 34429-7910

Bill-To: 2726172
Nature Coast Samaritans
7655 W Gulf To Lake Hwy Ste 8
Crystal River, FL 34429-7910

01000027261725382235811000000002515950226267

Nature Coast Samaritans
7655 W Gulf To Lake Hwy Ste 8
Crystal River, FL 34429-7910

Invoice# 53822358	Invoice Date 02/26/26	Due Date 03/28/26	Invoice Total \$2515.95
Purchase Order# 22426 BROCKETT		Payment Terms Invoice Date + 30 days	
Customer DEA#		Customer State Reg# DN10413	
HSI Federal ID# 11-3136595		HSI D&B# 01-243-0880	

Please detach here and mail above with your payment

LINE NO.	ITEM CODE	UNIT SIZE	DESCRIPTION	QTY ORDERED	QTY SHIPPED	CODES	UNIT PRICE	EXT. PRICE	BOX NO.	SHIP FROM
1	152-4823	100/BX	Halo PF Nitrile Glove SMALL ** SPECIAL CONTRACT PRICE **	1	1		14.99	14.99	2	FL
2	507-5300	EA	Sodium Chlo .9% Irr Bottle 1000mL ** SPECIAL CONTRACT PRICE **	10	10	P	5.16	51.60	2	FL
3	100-6094	EA	Mallet Surgical Steel Face HSI ESTIMATED DELIVERY DATE: 02/27/26 * SPECIAL SCHEIN PRICE REDUCTION *	7	7	\$	53.71	375.97	3	IN
4	953-7710	EA	Vantage Forcep #69 ITEM UNDER LIFETIME WARRANTY FROM INVOICE DATE. ESTIMATED DELIVERY DATE: 02/27/26 ** SPECIAL CONTRACT PRICE **	5	5	W	73.76	368.80	3	IN
5	194-1135	50/BX	Monoject 412 Syringe Curved Tip 12cc * SPECIAL SCHEIN PRICE REDUCTION *	3	3	\$	37.65	112.95	2	FL
6	102-9023	25/PK	Aspirator Tip Surgical Green 1/4"D ** SPECIAL CONTRACT PRICE **	2	2		11.28	22.56	2	FL
7	570-0989	25/RL	Carbide Bur Surgical Sterile FG 702 ** SPECIAL CONTRACT PRICE **	2	2		58.43	116.86	2	FL
8	465-1205	50/BX	Lidocaine 2% w/EPI 1.7 mL INJ 1:100 Red NDC: 0404-6512-05/00404-6512-05 SEE TERMS OF SALE FOR (DSCSA) COMPLIANCE MESSAGE DETAILS	10	10	P MN *	43.97	439.70	2	FL

Please refer to our standard Terms of Sale and disclosures at <https://www.henryschein.com/us-en/specialmarkets/LegalTerms.aspx>, including customer obligations regarding discounts/rebates. Such terms are incorporated herein by reference.

Thank you for your order!

Ship To# 2726173	Bill To# 2726172	Invoice# 53822358	Invoice Date 02/26/26	Invoice Total \$2515.95	CODE STATUS KEY \$-Special Schein Pricing B-Backordered; Item will follow C-Case Good Item D-Discontinued; Item no longer available F-Special Offer M-Item will ship directly from manufacturer NC-No Charge P-Prescription Drug; Return Authorization Required *-Item has Safety Data Sheet (SDS) R-Refrigerated Item; May be shipped separately SK-School Kit SM-Shipped from Multiple Buildings T-Taxable Item U-Temporarily Unavailable; please reorder W-Warranty Item WH, MN, M2, DM-DSCSA CODES
Order# 74901226	Order Date 02/25/26	# of Boxes 3	PO# 22426 BROCKETT		

Distribution Names/Address

FL: 8691 Jesse B Smith Ct Jacksonville, FL 32219 DEA#: RH0284199 State Reg#: 221315 Chem. Reg#: 006781HNY	IN: 5315 W 74th St Indianapolis, IN 46268 DEA#: RH0162484 State Reg#: 49001176A Chem. Reg#: 006574HNY
---	---

HENRY SCHEIN®
 CORPORATE OFFICE
 135 Duryea Road • Melville, NY 11747
 1.800.472.4346
 www.henryschein.com

INVOICE

Ship/Sold-To: 2726173
 Nature Coast Ministries
 7655 W Gulf To Lake Hwy Ste 8
 ATTN: DENTAL Linda L Witherow
 Crystal River, FL 34429-7910

Bill-To: 2726172
 Nature Coast Samaritans
 7655 W Gulf To Lake Hwy Ste 8
 Crystal River, FL 34429-7910

LINE NO.	ITEM CODE	UNIT SIZE	DESCRIPTION	QTY ORDERED	QTY SHIPPED	CODES	UNIT PRICE	EXT. PRICE	BOX NO.	SHIP FROM
			** SPECIAL CONTRACT PRICE **							
9	101-1582	12/BX	Suture Chromic Gut Undyed C-6 3-0 27" ** SPECIAL CONTRACT PRICE **	4	4		20.00	80.00	2	FL
10	467-3005	50/BX	Mepivacaine 3% Plain 1.7mL INJ Plain Tan NDC: 0404-6730-05/00404-6730-05 SEE TERMS OF SALE FOR (DSCSA) COMPLIANCE MESSAGE DETAILS ** SPECIAL CONTRACT PRICE **	10	10	P MN *	65.49	654.90	2	FL
11	146-6035	100/BT	Clindamycin HCl Capsules 150mg NDC: 68462-143-01/68462-0143-01 SEE TERMS OF SALE FOR (DSCSA) COMPLIANCE MESSAGE DETAILS * SPECIAL SCHEIN PRICE REDUCTION *	3	3	P MN \$	11.39	34.17	2	FL
12	570-4500	50PR/BOX	Criterion Surgical Glove Latex Size 8.0 .GO TO YOUR ONLINE ACCOUNT TO RETRIEVE THIS SDS, 105GK99 - IF YOU CANNOT ACCESS ONLINE OPTIONS OR TO OPT OUT OF ELECTRONIC SDS CALL (800) 472-4346. CASE GOOD ITEM, MAY BE SHIPPED SEPARATELY.	4	4	C *	59.24	236.96	1	FL

MERCHANDISE TOTAL \$2,509.46
FREIGHT CHARGES \$6.49
INVOICE TOTAL \$2,515.95

Ship To# 2726173	Bill To# 2726172	Invoice# 53822358	Invoice Date 02/26/26	Invoice Total \$2515.95	CODE STATUS KEY \$-Special Schein Pricing B-Backordered; Item will follow C-Case Good Item D-Discontinued; Item no longer available F-Special Offer W-Item will ship directly from manufacturer NC-No Charge P-Prescription Drug; Return Authorization Required *-Item has Safety Data Sheet (SDS) R-Refrigerated Item; May be shipped separately SK-School Kit SM-Shipped from Multiple Buildings T-Taxable Item U-Temporarily Unavailable; please reorder W-Warranty Item WH, MN, M2, DM-DSCSA CODES
Order# 74901226	Order Date: 02/25/26	# of Boxes 3	PO#: 22426 BROCKETT		

Distribution Names/Address

FL: 3691 Jesse B Smith Ct Jacksonville FL 32219 DEA#: RH0234199 State Reg#: 221315 Chem. Reg#: 006731HNLY	IN: 5315 W 74th St Indianapolis IN 46268 DEA#: RH0162494 State Reg#: 48001175A Chem. Reg#: 006574HNLY
---	---

HENRY SCHEIN®
 CORPORATE OFFICE
 135 Duryea Road • Melville, NY 11747
 1.800.472.4346
 www.henryschein.com



INVOICE

Ship/Sold-To: 2726173
 Nature Coast Ministries
 7655 W Gulf To Lake Hwy Ste 8
 ATTN: DENTAL Linda L Witherow
 Crystal River, FL 34429-7910

Bill-To: 2726172
 Nature Coast Samaritans
 7655 W Gulf To Lake Hwy Ste 8
 Crystal River, FL 34429-7910

010000272617253974334110000000000207990303260

Nature Coast Samaritans
 7655 W Gulf To Lake Hwy Ste 8
 Crystal River, FL 34429-7910

Invoice# 53974334	Invoice Date 03/03/26	Due Date 04/02/26	Invoice Total \$207.99
Purchase Order# IPH_22080226		Payment Terms Invoice Date + 30 days	
Customer DEA#		Customer State Reg#	
HSI Federal ID# 11-3136595		HSI D&B# 01-243-0880	

Please detach here and mail above with your payment

LINE NO.	ITEM CODE	UNIT SIZE	DESCRIPTION	QTY ORDERED	QTY SHIPPED	CODES	UNIT PRICE	EXT. PRICE	BOX NO.	SHIP FROM
1	100-5205	100/PK	Saliva Ejector White Opaque ** SPECIAL CONTRACT PRICE ** CASE GOOD ITEM, MAY BE SHIPPED SEPARATELY.	10	10	C	5.16	51.60	1	FL
2	152-4823	100/BX	Halo PF Nitrile Glove SMALL ** SPECIAL CONTRACT PRICE ** CASE GOOD ITEM, MAY BE SHIPPED SEPARATELY.	10	10	C	14.99	149.90	2	FL

MERCHANDISE TOTAL \$201.50
 FREIGHT CHARGES \$6.49
 INVOICE TOTAL \$207.99

Please refer to our standard Terms of Sale and disclosures at <https://www.henryschein.com/us-en/specialmarkets/LegalTerms.aspx>, including customer obligations regarding discounts/rebates. Such terms are incorporated herein by reference.

Thank you for your order!

Ship To# 2726173	Bill To# 2726172	Invoice# 53974334	Invoice Date 03/03/26	Invoice Total \$207.99	CODE STATUS KEY S-Special Schem Pricing B-Backordered: Item will follow C-Case Good Item D-Discontinued: Item no longer available F-Special Offer M-Item will ship directly from manufacturer NC-No Charge P-Prescription Drug; Return Authorization Required *-Item has Safety Data Sheet (SDS) R-Refrigerated Item; May be shipped separately SK-School Kit SM-Shipped from Multiple Buildings T-Taxable Item U-Temporarily Unavailable; please reorder W-Warranty Item WH, MN, M2, DM-DSCSA CODES
Order# 75202499	Order Date 03/02/26	# of Boxes 2	PO# IPH_22080226		

Distribution Names/Address

FL: 8691 Jesse B Smith Ct, Jacksonville, FL 32219
 DEA#: R140284199 State Reg#: 221315
 Chem. Reg#: 006781HNY

HENRY SCHEIN®
 CORPORATE OFFICE
 135 Duryea Road • Melville, NY 11747
 1.800.472.4346
 www.henryschein.com



INVOICE

Ship/Sold-To: 2726173
 Nature Coast Ministries
 7655 W Gulf To Lake Hwy Ste 8
 ATTN: DENTAL Linda L Witherow
 Crystal River, FL 34429-7910

Bill-To: 2726172
 Nature Coast Samaritans
 7655 W Gulf To Lake Hwy Ste 8
 Crystal River, FL 34429-7910

01000027261725426140911000000000054040309264

Nature Coast Samaritans
 7655 W Gulf To Lake Hwy Ste 8
 Crystal River, FL 34429-7910

Invoice# 54261409	Invoice Date 03/09/26	Due Date 04/08/26	Invoice Total \$54.04
Purchase Order# EZ200414120260306173937		Payment Terms Invoice Date + 30 days	
Customer DEA#		Customer State Reg#	
HSI Federal ID# 11-3136595		HSI D&B# 01-243-0880	

Please detach here and mail above with your payment

LINE NO.	ITEM CODE	UNIT SIZE	DESCRIPTION	QTY ORDERED	QTY SHIPPED	CODES	UNIT PRICE	EXT. PRICE	BOX NO.	SHIP FROM
1	100-0238	100/BX	Tongue Depressor Adult ST 6" ** SPECIAL CONTRACT PRICE **	3	3		12.85	38.55	1	FL

MERCHANDISE TOTAL \$38.55
FREIGHT CHARGES \$15.49
INVOICE TOTAL \$54.04

Please refer to our standard Terms of Sale and disclosures at <https://www.henryschein.com/us-en/specialmarkets/LegalTerms.aspx>, including customer obligations regarding discounts/rebates. Such terms are incorporated herein by reference.

Thank you for your order!

Ship To# 2726173	Bill To# 2726172	Invoice# 54261409	Invoice Date 03/09/26	Invoice Total \$54.04	CODE STATUS KEY S-Special Schem Pricing B-Backordered; Item will follow C-Case Good Item D-Discontinued; Item no longer available F-Special Offer M-Item will ship directly from manufacturer NC-No Charge P-Prescription Drug; Return Authorization Required *-Item has Safety Data Sheet (SDS) R-Refrigerated Item; May be shipped separately SK-School Kit SM-Shipped from Multiple Buildings T-Taxable Item U-Temporarily Unavailable; please reorder W-Warranty Item WH, MN, M2, DM-DSCSA CODES
Order# 75392821	Order Date 03/06/26	# of Boxes 1	PO# EZ200414120260306173937		

Distribution Names/Address

FL: 8991 Jesse B Smith Ct Jacksonville, FL 32219
 DEA#: R40284199 State Reg#: 221315
 Chem. Reg#: 006781HNY

HENRY SCHEIN®
 CORPORATE OFFICE
 135 Duryea Road • Melville, NY 11747
 1.800.472.4346
 www.henryschein.com



INVOICE

Ship/Sold-To: 2726173
 Nature Coast Ministries
 7655 W Gulf To Lake Hwy Ste 8
 ATTN: DENTAL Linda L Witherow
 Crystal River, FL 34429-7910

Bill-To: 2726172
 Nature Coast Samaritans
 7655 W Gulf To Lake Hwy Ste 8
 Crystal River, FL 34429-7910

010000272617254572646110000000001577880317262

Nature Coast Samaritans
 7655 W Gulf To Lake Hwy Ste 8
 Crystal River, FL 34429-7910

Invoice# 54572646	Invoice Date 03/17/26	Due Date 04/16/26	Invoice Total \$1577.88
Purchase Order# 3 16 26 INSTR CLNR ULTRAS		Payment Terms Invoice Date + 30 days	
Customer DEA#		Customer State Reg#	
HSI Federal ID# 11-3136595		HSI D&B# 01-243-0880	

-----Please detach here and mail above with your payment-----

LINE NO.	ITEM CODE	UNIT SIZE	DESCRIPTION	QTY ORDERED	QTY SHIPPED	CODES	UNIT PRICE	EXT. PRICE	BOX NO.	SHIP FROM
1	570-3794	1	Maxima Ultrasonic CleanerMA210 ITEM UNDER 36 MONTHS WARRANTY FROM INVOICE DATE. ESTIMATED DELIVERY DATE: 03/18/26 CASE GOOD ITEM, MAY BE SHIPPED SEPARATELY.	1	1	W C	1,571.39	1,571.39	1	PA

MERCHANDISE TOTAL \$1,571.39
FREIGHT CHARGES \$6.49
INVOICE TOTAL \$1,577.88

Please refer to our standard Terms of Sale and disclosures at <https://www.henryschein.com/us-en/specialmarkets/LegalTerms.aspx>, including customer obligations regarding discounts/rebates. Such terms are incorporated herein by reference.

Thank you for your order!

Ship To# 2726173	Bill To# 2726172	Invoice# 54572646	Invoice Date 03/17/26	Invoice Total \$1577.88	CODE STATUS KEY S-Special Schein Pricing B-Backordered; Item will follow C-Case Good Item D-Discontinued; Item no longer available F-Special Offer M-Item will ship directly from manufacturer NC-No Charge P-Prescription Drug; Return Authorization Required *-Item has Safety Data Sheet (SDS) R-Refrigerated Item; May be shipped separately SK-School Kit SM-Shipped from Multiple Buildings T-Taxable Item U-Temporarily Unavailable; please reorder W-Warranty Item WH, MN, M2, DM-DSCSA CODES
Order# 75594011	Order Date 03/16/26	# of Boxes 1	PO# 3 16 26 INSTR CLNR ULTRAS		

Distribution Names/Address

PA-41 Weaver Rd, Denver, PA 17517
 DEA#: RH0230967 State Reg#: 9000000603
 Chem. Reg#: 006573HNY

HENRY SCHEIN®
CORPORATE OFFICE
135 Duryea Road • Melville, NY 11747
1.800.472.4346
www.henryschein.com



INVOICE

Ship/Sold-To: 2726173
Nature Coast Ministries
7655 W Gulf To Lake Hwy Ste 8
ATTN: DENTAL Linda L Witherow
Crystal River, FL 34429-7910

Bill-To: 2726172
Nature Coast Samaritans
7655 W Gulf To Lake Hwy Ste 8
Crystal River, FL 34429-7910

010000272617254592302110000000000766270317263

Nature Coast Samaritans
7655 W Gulf To Lake Hwy Ste 8
Crystal River, FL 34429-7910

Invoice# 54592302	Invoice Date 03/17/26	Due Date 04/16/26	Invoice Total \$766.27
Purchase Order# EZ200414120260316131950		Payment Terms Invoice Date + 30 days	
Customer DEA#		Customer State Reg#	
HSI Federal ID# 11-3136595		HSI D&B# 01-243-0880	

Please detach here and mail above with your payment

LINE NO.	ITEM CODE	UNIT SIZE	DESCRIPTION	QTY ORDERED	QTY SHIPPED	CODES	UNIT PRICE	EXT. PRICE	BOX NO.	SHIP FROM
1	777-2467	2/PK	Filtek Supreme Flowable Syr A2 ** SPECIAL CONTRACT PRICE **	2	2	*	100.59	201.18	2	FL
2	777-2469	2/PK	Filtek Supreme Flowable Syr A3.5 ** SPECIAL CONTRACT PRICE **	2	2	*	100.59	201.18	2	FL
3	777-0137	20/BT	Filtek Supreme Ultra Capsule A3-B ** SPECIAL CONTRACT PRICE **	2	2	*	131.96	263.92	2	FL
4	658-0373	EA	Steri-Bur Guard 12-Hole Plum ESTIMATED DELIVERY DATE: 03/18/26 ** SPECIAL CONTRACT PRICE **	2	2		15.88	31.76	3	IN
5	100-8878	100/CA	Bag BioHaz 2.0mil 15x31 18Gal Rd * SPECIAL SCHEIN PRICE REDUCTION * CASE GOOD ITEM, MAY BE SHIPPED SEPARATELY.	1	1	\$ C	61.74	61.74	1	FL

MERCHANDISE TOTAL \$759.78
FREIGHT CHARGES \$6.49
INVOICE TOTAL \$766.27

Please refer to our standard Terms of Sale and disclosures at <https://www.henryschein.com/us-en/specialmarkets/LegalTerms.aspx>, including customer obligations regarding discounts/rebates. Such terms are incorporated herein by reference.

Thank you for your order!

Ship To# 2726173	Bill To# 2726172	Invoice# 54592302	Invoice Date 03/17/26	Invoice Total \$766.27	CODE STATUS KEY \$-Special Schein Pricing B-Backordered; Item will follow C-Case Good Item D-Discontinued; Item no longer available F-Special Offer M-Item will ship directly from manufacturer NC-No Charge P-Prescription Drug; Return Authorization Required *-Item has Safety Data Sheet (SDS) R-Refrigerated Item; May be shipped separately SK-School Kit SM-Shipped from Multiple Buildings T-Taxable Item U-Temporarily Unavailable; please reorder W-Warranty Item WH, MN, M2, DM-DSCSA CODES
Order# 75610976	Order Date 03/16/26	# of Boxes 3	PO# EZ200414120260316131950		

Distribution Names/Address

FL: 8601 Jesse B Smith Ct Jacksonville, FL 32219 DEA#: RH0284199 State Reg#: 221315 Chem. Reg#: 006781HNY	IN: 5315 W 74th St Indianapolis, IN 46268 DEA#: RH0162484 State Reg#: 49001176A Chem. Reg#: 006574HNY
---	---

HENRY SCHEIN®
 CORPORATE OFFICE
 135 Duryea Road • Melville, NY 11747
 1.800.472.4346
 www.henryschein.com



INVOICE

Ship/Sold-To: 2726173
 Nature Coast Ministries
 7655 W Gulf To Lake Hwy Ste 8
 ATTN: DENTAL Linda L Witherow
 Crystal River, FL 34429-7910

Bill-To: 2726172
 Nature Coast Samaritans
 7655 W Gulf To Lake Hwy Ste 8
 Crystal River, FL 34429-7910

010000272617254889514110000000000118720324263

Nature Coast Samaritans
 7655 W Gulf To Lake Hwy Ste 8
 Crystal River, FL 34429-7910

Invoice# 54889514	Invoice Date 03/24/26	Due Date 04/23/26	Invoice Total \$118.72
Purchase Order# EZ200414120260323122640		Payment Terms Invoice Date + 30 days	
Customer DEA#		Customer State Reg#	
HSI Federal ID# 11-3136595		HSI D&B# 01-243-0880	

Please detach here and mail above with your payment

LINE NO.	ITEM CODE	UNIT SIZE	DESCRIPTION	QTY ORDERED	QTY SHIPPED	CODES	UNIT PRICE	EXT. PRICE	BOX NO.	SHIP FROM
1	900-0475	64/BX	Maxizyme Tablets	1	1	*	48.97	48.97	1	FL
.GO TO YOUR ONLINE ACCOUNT TO RETRIEVE THIS SDS, 1054676 - IF YOU CANNOT ACCESS ONLINE OPTIONS OR TO OPT OUT OF ELECTRONIC SDS CALL (800) 472-4346. ** SPECIAL CONTRACT PRICE **										
2	900-4358	5/PK	Carbide Bur T&F 12 Blade FG 7106	1	1		27.13	27.13	1	FL
** SPECIAL CONTRACT PRICE **										
3	900-4364	5/PK	Carbide Bur T&F 12 Blade FG 7406	1	1		27.13	27.13	1	FL
** SPECIAL CONTRACT PRICE **										

MERCHANDISE TOTAL \$103.23
 FREIGHT CHARGES \$15.49
 INVOICE TOTAL \$118.72

Please refer to our standard Terms of Sale and disclosures at <https://www.henryschein.com/us-en/specialmarkets/LegalTerms.aspx>, including customer obligations regarding discounts/rebates. Such terms are incorporated herein by reference.

Thank you for your order!

Ship To# 2726173	Bill To# 2726172	Invoice# 54889514	Invoice Date 03/24/26	Invoice Total \$118.72	CODE STATUS KEY S-Special Schein Pricing B-Backordered; Item will follow C-Case Good Item D-Discontinued; Item no longer available F-Special Offer IM-Item will ship directly from manufacturer NC-No Charge P-Prescription Drug; Return Authorization Required *-Item has Safety Data Sheet (SDS) R-Refrigerated Item; May be shipped separately SK-School Kit SM-Shipped from Multiple Buildings T-Taxable Item U-Temporarily Unavailable; please reorder W-Warranty Item WH, MN, M2, DM-DSCSA CODES
Order# 75914133	Order Date 03/23/26	# of Boxes 1	PO# EZ200414120260323122640		

Distribution Names/Address

FL: 8661 Jesse B Smith Ct Jacksonville FL 32219
 DEA#: RH0284199 State Reg#: 221315
 Chem. Reg#: 006781HNY

HENRY SCHEIN®
 CORPORATE OFFICE
 135 Duryea Road • Melville, NY 11747
 1.800.472.4346
 www.henryschein.com



INVOICE

Ship/Sold-To: 2726173
 Nature Coast Ministries
 7655 W Gulf To Lake Hwy Ste 8
 ATTN: DENTAL Linda L Witherow
 Crystal River, FL 34429-7910

Bill-To: 2726172
 Nature Coast Samaritans
 7655 W Gulf To Lake Hwy Ste 8
 Crystal River, FL 34429-7910

01000027261725504402711000000000984620326265

Nature Coast Samaritans
 7655 W Gulf To Lake Hwy Ste 8
 Crystal River, FL 34429-7910

Invoice# 55044027	Invoice Date 03/26/26	Due Date 04/25/26	Invoice Total \$984.62
Purchase Order# DRMAGYAR 3 26 26		Payment Terms Invoice Date + 30 days	
Customer DEA#		Customer State Reg#	
HSI Federal ID# 11-3136595		HSI D&B# 01-243-0880	

-----Please detach here and mail above with your payment-----

LINE NO.	ITEM CODE	UNIT SIZE	DESCRIPTION	QTY ORDERED	QTY SHIPPED	CODES	UNIT PRICE	EXT. PRICE	BOX NO.	SHIP FROM
1	378-0724	BT	Hemodent Liquid 20cc .GO TO YOUR ONLINE ACCOUNT TO RETRIEVE THIS SDS, 105A095 - IF YOU CANNOT ACCESS ONLINE OPTIONS OR TO OPT OUT OF ELECTRONIC SDS CALL (800) 472-4346. ITEM UNDER LIFETIME WARRANTY FROM INVOICE DATE. ** SPECIAL CONTRACT PRICE **	1	1	W *	41.77	41.77	1	FL
2	123-5762	2/PK	Tempbond Automix Syringe Eugenol .GO TO YOUR ONLINE ACCOUNT TO RETRIEVE THIS SDS, 1052601 - IF YOU CANNOT ACCESS ONLINE OPTIONS OR TO OPT OUT OF ELECTRONIC SDS CALL (800) 472-4346. ** SPECIAL CONTRACT PRICE **	1	1	*	122.20	122.20	1	FL
3	114-3934	EA	Structur 2 Refill 75Gm A2 .GO TO YOUR ONLINE ACCOUNT TO RETRIEVE THIS SDS, 105Z820 - IF YOU CANNOT ACCESS ONLINE OPTIONS OR TO OPT OUT OF ELECTRONIC SDS CALL (800) 472-4346. ** SPECIAL CONTRACT PRICE **	1	1	*	161.69	161.69	1	FL
4	777-0377	2/PK	Paradigm VPS Fast Set Heavy Body .GO TO YOUR ONLINE ACCOUNT TO RETRIEVE THIS SDS, 105S096 - IF YOU CANNOT ACCESS ONLINE OPTIONS OR TO OPT OUT OF ELECTRONIC SDS CALL (800) 472-4346. ** SPECIAL CONTRACT PRICE **	1	1	*	31.64	31.64	1	FL

Please refer to our standard Terms of Sale and disclosures at <https://www.henryschein.com/us-en/specialmarkets/LegalTerms.aspx>, including customer obligations regarding discounts/rebates. Such terms are incorporated herein by reference.

Thank you for your order!

Ship To# 2726173	Bill To# 2726172	Invoice# 55044027	Invoice Date 03/26/26	Invoice Total \$984.62	CODE STATUS KEY S-Special Schein Pricing B-Backordered; Item will follow C-Case Good Item D-Discontinued; Item no longer available F-Special Offer M-Item will ship directly from manufacturer NC-No Charge P-Prescription Drug; Return Authorization Required *-Item has Safety Data Sheet (SDS) R-Refrigerated Item; May be shipped separately SK-School Kit SM-Shipped from Multiple Buildings T-Taxable Item U-Temporarily Unavailable; please reorder W-Warranty Item WH, MN, MZ, DM-DSCSA CODES
Order# 76014870	Order Date 03/26/26	# of Boxes 2	PO# DRMAGYAR 3 26 26		

Distribution Names/Address

FL: 8691 Jesse B Smith Ct Jacksonville, FL 32219 DEA#: RH0284199 State Reg#: 221315 Chem. Reg#: 096781HNV	IN: 5315 W 74th St Indianapolis, IN 46208 DEA#: RH0162484 State Reg#: 48001176A Chem. Reg#: 006574HNV
---	---

HENRY SCHEIN®
 CORPORATE OFFICE
 135 Duryea Road • Melville, NY 11747
 1.800.472.4346
 www.henryschein.com

INVOICE

Ship/Sold-To: 2726173
 Nature Coast Ministries
 7655 W Gulf To Lake Hwy Ste 8
 ATTN: DENTAL Linda L Witherow
 Crystal River, FL 34429-7910

Bill-To: 2726172
 Nature Coast Samaritans
 7655 W Gulf To Lake Hwy Ste 8
 Crystal River, FL 34429-7910

LINE NO.	ITEM CODE	UNIT SIZE	DESCRIPTION	QTY ORDERED	QTY SHIPPED	CODES	UNIT PRICE	EXT. PRICE	BOX NO.	SHIP FROM
5	777-0372	2/PK	Paradigm VPS Fast Set Lt Body ** SPECIAL CONTRACT PRICE **	1	1	*	31.64	31.64	1	FL
6	777-2552	20/BT	Filtek Easy Match Univ Caps.2G Bright .GO TO YOUR ONLINE ACCOUNT TO RETRIEVE THIS SDS, 105FQ87 - IF YOU CANNOT ACCESS ONLINE OPTIONS OR TO OPT OUT OF ELECTRONIC SDS CALL (800) 472-4346. * SPECIAL SCHEIN PRICE REDUCTION *	1	1	\$ *	114.94	114.94	1	FL
7	777-2573	2/PK	Solventum Filtek Easy Match FI Bright .GO TO YOUR ONLINE ACCOUNT TO RETRIEVE THIS SDS, 105HD24 - IF YOU CANNOT ACCESS ONLINE OPTIONS OR TO OPT OUT OF ELECTRONIC SDS CALL (800) 472-4346. ESTIMATED DELIVERY DATE: 03/30/26 * SPECIAL SCHEIN PRICE REDUCTION *	1	1	\$ *	91.47	91.47	2	IN
8	100-8454	10/PK	Carbide Bur FG 34 ** SPECIAL CONTRACT PRICE **	1	1		14.91	14.91	1	FL
9	100-0704	EA	Excavator DE #17 ** SPECIAL CONTRACT PRICE **	3	3		13.49	40.47	1	FL
10	809-0833	EA	VITA Classical Sha Guid w/Blich A1 D4	1	1		259.99	259.99	1	FL
11	123-0332	15ML/BT	Adhesive VPS .GO TO YOUR ONLINE ACCOUNT TO RETRIEVE THIS SDS, 1053007 - IF YOU CANNOT ACCESS ONLINE OPTIONS OR TO OPT OUT OF ELECTRONIC SDS CALL (800) 472-4346.	1	1	*	34.60	34.60	1	FL
12	115-7712	EA	Retrax Plain #00 ESTIMATED DELIVERY DATE: 03/30/26 * SPECIAL SCHEIN PRICE REDUCTION *	1	1	\$	17.77	17.77	2	IN
13	115-9509	EA	Knit-Trax Plain #000 ** SPECIAL CONTRACT PRICE **	1	1		15.04	15.04	1	FL

MERCHANDISE TOTAL \$978.13
FREIGHT CHARGES \$6.49
INVOICE TOTAL \$984.62

Ship To#	Bill To#	Invoice#	Invoice Date	Invoice Total	CODE STATUS KEY	
2726173	2726172	55044027	03/26/26	\$984.62	\$-Special Schein Pricing	*-Item has Safety Data Sheet (SDS)
Order# 76014870	Order Date: 03/26/26	# of Boxes 2	PO#: DRMAGYAR 3 26 26		B-Backordered; Item will follow	R-Refrigerated Item; May be shipped separately
					C-Case Good Item	SK-School Kit
					D-Discontinued; Item no longer available	SM-Shipped from Multiple Buildings
					F-Special Offer	T-Taxable Item
					M-Item will ship directly from manufacturer	U-Temporarily Unavailable; please reorder
					NC-No Charge	W-Warranty Item
					P-Prescription Drug; Return Authorization Required	WH, MN, M2, DM-DSCSA CODES

Distribution Names/Address

FL: 8691 Jesse B Smith Ct Jacksonville FL 32219 DEA#: RH0284199 State Reg#: 221315 Chem. Reg#: 006781HNY	IN: 5315 W 74th St Indianapolis IN 46268 DEA#: RH0162494 State Reg#: 46001176A Chem. Reg#: 006574HNY
--	--

HENRY SCHEIN®
 CORPORATE OFFICE
 135 Duryea Road • Melville, NY 11747
 1.800.472.4346
 www.henryschein.com



INVOICE

Ship/Sold-To: 2726173
 Nature Coast Ministries
 7655 W Gulf To Lake Hwy Ste 8
 ATTN: DENTAL Linda L Witherow
 Crystal River, FL 34429-7910

Bill-To: 2726172
 Nature Coast Samaritans
 7655 W Gulf To Lake Hwy Ste 8
 Crystal River, FL 34429-7910

010000272617255128424110000000000432030327267

Nature Coast Samaritans
 7655 W Gulf To Lake Hwy Ste 8
 Crystal River, FL 34429-7910

Invoice# 55128424	Invoice Date 03/27/26	Due Date 04/26/26	Invoice Total \$432.03
Purchase Order# EZ200414120260327153848		Payment Terms Invoice Date + 30 days	
Customer DEA#		Customer State Reg#	
HSI Federal ID# 11-3136595		HSI D&B# 01-243-0880	

Please detach here and mail above with your payment

LINE NO.	ITEM CODE	UNIT SIZE	DESCRIPTION	QTY ORDERED	QTY SHIPPED	CODES	UNIT PRICE	EXT. PRICE	BOX NO.	SHIP FROM
1	153-0372	100/BG	Halyard CSR Wrap 15" x 15" * SPECIAL SCHEIN PRICE REDUCTION *	1	1	\$	22.90	22.90	1	FL
2	100-3896	EA	Jar Ointment SS 8Oz 2-1/2X3-1/8	1	1		21.79	21.79	1	FL
3	600-2134	EA	Elevator Woodward #190 ESTIMATED DELIVERY DATE: 04/01/26 ** SPECIAL CONTRACT PRICE **	1	1		70.75	70.75	3	TX2
4	600-6802	EA	Elevator Woodward #191 ESTIMATED DELIVERY DATE: 03/31/26 ** SPECIAL CONTRACT PRICE **	1	1		70.75	70.75	2	IN
5	107-1266	EA	Rongeur Friedman 5-1/4" ESTIMATED DELIVERY DATE: 03/31/26 ** SPECIAL CONTRACT PRICE **	1	1		239.35	239.35	2	IN

MERCHANDISE TOTAL \$425.54
FREIGHT CHARGES \$6.49
INVOICE TOTAL \$432.03

Please refer to our standard Terms of Sale and disclosures at <https://www.henryschein.com/us-en/specialmarkets/LegalTerms.aspx>, including customer obligations regarding discounts/rebates. Such terms are incorporated herein by reference.

Thank you for your order!

Ship To# 2726173	Bill To# 2726172	Invoice# 55128424	Invoice Date 03/27/26	Invoice Total \$432.03	CODE STATUS KEY \$-Special Schein Pricing B-Backordered; Item will follow C-Case Good Item D-Discontinued; Item no longer available F-Special Offer M-Item will ship directly from manufacturer NC-No Charge P-Prescription Drug; Return Authorization Required *-Item has Safety Data Sheet (SDS) R-Refrigerated Item; May be shipped separately SK-School Kit SM-Shipped from Multiple Buildings T-Taxable Item U-Temporarily Unavailable; please reorder W-Warranty Item WH, MN, M2, DM-DSCSA CODES
Order# 76138501	Order Date 03/27/26	# of Boxes 3	PO# EZ200414120260327153848		

Distribution Names/Address

FL: 8691 Jesse B Smith Ct, Jacksonville, FL 32219 DEA#: RH0284199 State Reg#: 221315 Chem. Reg#: 006781HHY	TX2: 3701 Lutsey Rd Fort Worth, TX 76177 DEA#: RH0238192 State Reg#: 1001460 Chem. Reg#: 008515HNY	IN: 5315 W 74th St Indianapolis, IN 46268 DEA#: RH0162494 State Reg#: 48001176A Chem. Reg#: 006674HBY
--	--	---

HENRY SCHEIN®
 CORPORATE OFFICE
 135 Duryea Road • Melville, NY 11747
 1.800.472.4346
 www.henryschein.com



INVOICE

Ship/Sold-To: 2726173
 Nature Coast Ministries
 7655 W Gulf To Lake Hwy Ste 8
 ATTN: DENTAL Linda L Witherow
 Crystal River, FL 34429-7910

Bill-To: 2726172
 Nature Coast Samaritans
 7655 W Gulf To Lake Hwy Ste 8
 Crystal River, FL 34429-7910

010000272617255479880110000000000252150407267

Nature Coast Samaritans
 7655 W Gulf To Lake Hwy Ste 8
 Crystal River, FL 34429-7910

Invoice# 55479880	Invoice Date 04/07/26	Due Date 05/07/26	Invoice Total \$252.15
Purchase Order# YOU SAVED \$125.48		Payment Terms Invoice Date + 30 days	
Customer DEA#		Customer State Reg#	
HSI Federal ID# 11-3136595		HSI D&B# 01-243-0880	

Please detach here and mail above with your payment

LINE NO.	ITEM CODE	UNIT SIZE	DESCRIPTION	QTY ORDERED	QTY SHIPPED	CODES	UNIT PRICE	EXT. PRICE	BOX NO.	SHIP FROM
1	777-2468	2/PK	Filtek Supreme Flowable Syr A3 ** SPECIAL CONTRACT PRICE **	2	2	*	100.59	201.18	1	FL
2	100-5092	EA	Steri-Instrument Container Blue ** SPECIAL CONTRACT PRICE **	4	4		10.87	43.48	1	FL

MERCHANDISE TOTAL \$244.66
 FREIGHT CHARGES \$7.49
 INVOICE TOTAL \$252.15

Please refer to our standard Terms of Sale and disclosures at <https://www.henryschein.com/us-en/specialmarkets/LegalTerms.aspx>, including customer obligations regarding discounts/rebates. Such terms are incorporated herein by reference.

Thank you for your order!

Ship To# 2726173	Bill To# 2726172	Invoice# 55479880	Invoice Date 04/07/26	Invoice Total \$252.15	CODE STATUS KEY S-Special Schem Pricing B-Backordered; Item will follow C-Case Good Item D-Discontinued; Item no longer available F-Special Offer M-Item will ship directly from manufacturer NC-No Charge P-Prescription Drug; Return Authorization Required *Item has Safety Data Sheet (SDS) R-Refrigerated Item; May be shipped separately SK-School Kit SM-Shipped from Multiple Buildings T-Taxable Item U-Temporarily Unavailable; please reorder W-Warranty Item WH, MN, M2, DM-DSCSA CODES
Order# 77610052	Order Date 04/06/26	# of Boxes 1	PO# YOU SAVED \$125.48		

Distribution Names/Address

FL: 8691 Jesse B Smith Ct Jacksonville FL 32219
 DEA#: RH0224199 State Reg#: 221315
 Chem. Reg#: 006781HNY

HENRY SCHEIN®
 CORPORATE OFFICE
 135 Duryea Road • Melville, NY 11747
 1.800.472.4346
 www.henryschein.com



INVOICE

Ship/Sold-To: 2726173
 Nature Coast Ministries
 7655 W Gulf To Lake Hwy Ste 8
 ATTN: DENTAL Linda L Witherow
 Crystal River, FL 34429-7910

Bill-To: 2726172
 Nature Coast Samaritans
 7655 W Gulf To Lake Hwy Ste 8
 Crystal River, FL 34429-7910

010000272617255128424110000000000432030327267

Nature Coast Samaritans
 7655 W Gulf To Lake Hwy Ste 8
 Crystal River, FL 34429-7910

Invoice# 55128424	Invoice Date 03/27/26	Due Date 04/26/26	Invoice Total \$432.03
Purchase Order# EZ200414120260327153848		Payment Terms Invoice Date + 30 days	
Customer DEA#		Customer State Reg#	
HSI Federal ID# 11-3136595		HSI D&B# 01-243-0880	

Please detach here and mail above with your payment

LINE NO.	ITEM CODE	UNIT SIZE	DESCRIPTION	QTY ORDERED	QTY SHIPPED	CODES	UNIT PRICE	EXT. PRICE	BOX NO.	SHIP FROM
1	153-0372	100/BG	Halyard CSR Wrap 15" x 15" * SPECIAL SCHEIN PRICE REDUCTION *	1	1	\$	22.90	22.90	1	FL
2	100-3896	EA	Jar Ointment SS 8Oz 2-1/2X3-1/8	1	1		21.79	21.79	1	FL
3	600-2134	EA	Elevator Woodward #190 ESTIMATED DELIVERY DATE: 04/01/26 ** SPECIAL CONTRACT PRICE **	1	1		70.75	70.75	3	TX2
4	600-6802	EA	Elevator Woodward #191 ESTIMATED DELIVERY DATE: 03/31/26 ** SPECIAL CONTRACT PRICE **	1	1		70.75	70.75	2	IN
5	107-1266	EA	Rongeur Friedman 5-1/4" ESTIMATED DELIVERY DATE: 03/31/26 ** SPECIAL CONTRACT PRICE **	1	1		239.35	239.35	2	IN

MERCHANDISE TOTAL \$425.54
FREIGHT CHARGES \$6.49
INVOICE TOTAL \$432.03

Please refer to our standard Terms of Sale and disclosures at <https://www.henryschein.com/us-en/specialmarkets/LegalTerms.aspx>, including customer obligations regarding discounts/rebates. Such terms are incorporated herein by reference.

Thank you for your order!

Ship To# 2726173	Bill To# 2726172	Invoice# 55128424	Invoice Date 03/27/26	Invoice Total \$432.03	CODE STATUS KEY S-Special Schem Pricing B-Backordered; Item will follow C-Case Good Item D-Discontinued; Item no longer available F-Special Offer M-Item will ship directly from manufacturer NC-No Charge P-Prescription Drug; Return Authorization Required *-Item has Safety Data Sheet (SDS) R-Refrigerated Item; May be shipped separately SK-School Kit SM-Shipped from Multiple Buildings T-Taxable Item U-Temporarily Unavailable; please reorder W-Warranty Item WH, MN, M2, DM-DSCSA CODES
Order# 76138501	Order Date 03/27/26	# of Boxes 3	PO# EZ200414120260327153848		

Distribution Names/Address

FL: 8991 Jesse B Smith Ct Jacksonville, FL 32219 DEA#: RH0284199 State Reg#: 221315 Chem. Reg#: 096781HIV	TX2: 3701 Jersey Rd Fort Worth TX 76177 DEA#: RH0238192 State Reg#: 1003480 Chem. Reg#: 008515HIV	IN: 5315 W 7th St Indianapolis, IN 46258 DEA#: RH0162494 State Reg#: 48901176A Chem. Reg#: 096074HIV
---	---	--



December 2025 Statement 11/06/2025 - 12/04/2025
 NATURE COAST MINIST.
 SONJA MCCAUGHEY (CPN 001130710)

Elan Financial Services (1-866-552-8855

Bonus Rewards

Rewards Center Activity as of 12/03/2025	
Rewards Center Activity*	0
Rewards Center Balance	16,306

*This item includes points redeemed, expired and adjusted.

Rewards Earned	This Statement	Year to Date
Points Earned on Net Purchases	1,930	22,429
25% Monthly Bonus	483	5,606
Total Earned	2,413	28,035

For rewards program inquiries and redemptions, call 1-888-229-8864 from 8:00 am to 10:00 pm (CST) Monday through Friday, 8:00 am to 5:30 pm (CST) Saturday and Sunday. Automated account information is available 24 hours a day, 7 days a week.

Important Messages

Paying Interest: You have a 24 to 30 day interest-free period for Purchases provided you have paid your previous balance in full by the Payment Due Date shown on your monthly Account statement. In order to avoid additional INTEREST CHARGES on Purchases, you must pay your new balance in full by the Payment Due Date shown on the front of your monthly Account statement.

There is no interest-free period for transactions that post to the Account as Advances or Balance Transfers except as provided in any Offer Materials. Those transactions are subject to interest from the date they post to the Account until the date they are paid in full.

Your payment of \$1930.24 will be automatically deducted from your bank account on 01/01/2026. Please refer to your AutoPay Terms and Conditions for further information regarding this account feature.

Transactions

Payments and Other Credits


Post Date	Trans Date	Ref #	Transaction Description	Amount	Notation
12/01	12/01	MTC	PAYMENT THANK YOU	\$1,697.65CR	
TOTAL THIS PERIOD				\$1,697.65CR	

Purchases and Other Debits

Post Date	Trans Date	Ref #	Transaction Description	Amount	Notation
11/13	11/12	8724	AMAZON MARK* BT5EI2KK2 AMAZON.COM/MA WA	\$131.76X	T.S
11/13	11/12	3605	NET32* DENTAL DISTRICT NET32.COM NC	\$233.18X	DROCKET
11/17	11/14	0482	RACETRAC 2456 LECANTO FL	\$300.00X	TRUST
11/17	11/15	9302	WELLSBIZSOLUTION WWW.WELLSBIZS FL	\$630.01X	ADMIN
11/19	11/18	3042	AMAZON MKTPL*B06BB2422 Amzn.com/bill WA	\$66.74X	PHOTO
11/21	11/20	0993	AMAZON MARK* B010J1QS1 AMAZON.COM/MA WA	\$30.73X	IS
11/24	11/23	9935	FIVESTARS LOYALTY 860-5782770 CA	\$99.00X	TRIP
11/25	11/24	0797	NIC*-FL DEPT OF AGRICU 877-234-3468 FL	\$153.75X	ADMIN
11/26	11/24	2797	TRTHFDR*TRUTHFINDER.CO 800-6998081 CA	\$28.05X	ADMIN
11/28	11/26	1924	TRTHFDR*TRUTHFINDER.CO 800-6998081 CA	\$4.99X	ADMIN

Continued on Next Page

* I removed / deleted the AUTO PAY FROM THE CARD



Xemax Surgical Products
Customer Service
712 California Blvd.
Napa, CA 94559
United States
VAT ID: 68-0261076



Billing address
Nature Coast Ministries
Doctor R Brockett
7655 W. Gulf to Lake Hwy
Suite 8
Crystal River, FL 34429

Delivery address
Nature Coast Ministries
Doctor R Brockett
7655 W. Gulf to Lake Hwy
Suite 8
Crystal River, FL 34429


Admin@myncm.com

Additional information

Business phone: 352-422-4327
Email address: Admin@myncm.com

Confirmation	
Your order no. is: 16953	Customer no.: 5735
	Order date: 12/18/2025

Thank you. We have received your order.

4 pack(s)	 C-Sponge II Product no.: CSII100	\$44.99 / pack(s)		\$179.96
Subtotal				\$179.96
Shipping method	Ground delivery (U.S. only)			\$22.00
Payment method	Credit Card/PayPal Transaction no.: 8R6566580M3340638			\$0.00
Tax area	United States			
Total amount (excl. sales tax)				\$201.96
Total amount				\$201.96

Best regards
Xemax Surgical Products



January 2026 Statement 12/05/2025 - 01/06/2026

Page 3 of 3

NATURE COAST MINIST.
SONJA MCCAUGHEY (CPN 001130710)

Elan Financial Services (1-866-552-8855

Transactions

Purchases and Other Debits

Post Date	Trans Date	Ref #	Transaction Description	Amount	Notation
12/22	12/20	5811	AMAZON MKTPL*B85O79JU3 Amzn.com/bill WA	\$89.54	✓
12/22	12/21	8439	AMAZON MARK* PI6UV1LY3 AMAZON.COM/MA WA	\$75.91	✓
12/24	12/23	8440	FIVESTARS LOYALTY 860-5782770 CA	\$99.00	✓
12/26	12/25	0685	TRTHFDR*TRUTHFINDER.CO 800-6998081 CA	\$28.05	✓
12/29	12/27	9492	TRTHFDR*TRUTHFINDER.CO 800-6998081 CA	\$4.99	✓
01/02	12/30	5518	EXTRA SPACE 7823 888-5869658 FL	\$183.49	✓
01/05	01/02	0599	BRINKS HOME SECURITY 800-447-9239 TX	\$111.30	✓
01/06	01/05	6250	RACETRAC 195 HOMOSSASSA FL	\$300.00	✓
TOTAL THIS PERIOD				\$2,401.81	

2026 Totals Year-to-Date

Total Fees Charged in 2026	\$0.00
Total Interest Charged in 2026	\$0.00

Company Approval

(This area for use by your company)

Signature/Approval: _____

Accounting Code: _____

Interest Charge Calculation

Your Annual Percentage Rate (APR) is the annual interest rate on your account.

** APR for current and future transactions.

Balance Type	Balance By Type	Balance Subject to Interest Rate	Variable	Interest Charge	Annual Percentage Rate	Expires with Statement
**BALANCE TRANSFER	\$0.00	\$0.00	YES	\$0.00	17.49%	
**PURCHASES	\$2,401.81	\$0.00	YES	\$0.00	17.49%	
**ADVANCES	\$0.00	\$0.00	YES	\$0.00	27.49%	

Contact Us



Voice: 1-866-552-8855
TDD: 1-888-352-6455
Fax: 1-866-807-9053



Questions

Elan Financial Services
P.O. Box 6353
Fargo, ND 58125-6353



Mail payment coupon with a check

Elan Financial Services
P.O. Box 790408
St. Louis, MO 63179-0408



Online

myaccountaccess.com

00010896 21792 0002-0002 DUSB20DD010726158189 00 L 00010947 UB2SSOMIE

Jim
Grant Brockett
Supplies
Invoice

Your Account > Your Orders > Order Details

Order Details

PO# Grant Brockett 12/19/2025
Order placed December 19, 2025 Order # 112-7730823-6533047

Ship to

Nature Coast Ministries, Inc.
10119 E MINNOW CT
INVERNESS, FL 34450-5418
United States

Payment method

VISA Visa ending in 3672

[View related transactions](#)

Order Summary

Item(s) Subtotal:	\$89.54
Shipping & Handling:	\$0.00
Total before tax:	\$89.54
Estimated tax to be collected:	\$0.00
Grand Total:	* \$89.54

Placed by

Nature Coast Ministries, Inc.

Arriving December 29



ARLIME 15-Drawer Storage Cart, 15 Drawer Trolley, Rolling Organizer Cart, Scrapbook Paper Organizer, Suitable for Office and School, Rolling Office Storage Tools
Sold by: ARLIME
\$89.54


[Buy it again](#)

Track package

Problem with order

- [Cancel items](#)
- [Write a product review](#)
- [Print packing slip](#)


Top picks for you




Amazon Basics Wood-Cased #2 Pencils for Writing, Drawing and Sketching, Pre-...
55,486
30K+ viewed in past month
-23% **\$14³⁶**
(\$0.10/count)
Typical: \$18.66
Get it as soon as **Wednesday, Dec 24**
FREE Shipping on orders over \$35 shipped by Amazon



Avery File Folder Labels, 5/8" x 2-3/4", White, Non-Printable, 156 Blank Labels Total (6141)
2,189
1K+ viewed in past month
-18% **\$2⁴⁶** (\$0.02/count)
Typical: \$2.99
Get it as soon as **Wednesday, Dec 24**
FREE Shipping on orders over \$35 shipped by Amazon



AFMAT Electric Pencil Sharpener, Fully Automatic Pencil Sharpener for Classroom...
3,573
4K+ viewed in past month
-18% **\$35⁹⁹**
List: \$44.00
Get it as soon as **Wednesday, Dec 24**
FREE Shipping by Amazon



Kuntine.B Desk File Organizer 5 Sections Upright Mesh Desktop Organizer File Sorter...
725
4K+ viewed in past month
-22% **\$19⁵⁰**
Price \$24.99
Get it as soon as **Wednesday, Dec 24**
FREE Shipping on orders over \$35 shipped by Amazon

Citrus County Community Charitable Foundation, Inc.
Website Management Policy

I. POLICY

It is the policy of the Citrus County Community Charitable Foundation Board to maintain an adequate system for the management of the website content.

II. PROCEDURE

1. Content, guidelines, and layout

- i. All pages on the website must contain the following statement, "Notice:

Governing documents, policies and financial statements are available to the public either as posted on the website or upon public record request to the organization. If a document is not available on the website, please contact the public records custodian."

- ii. When linking to or attaching documents to web pages, these must be uploaded in PDF file format, and be ADA compliant as soon as this format is readily available.
- iii. When a meeting is scheduled the Foundation Calendar will be posted as soon as possible thereafter.

2. Board Meeting Minutes and Treasurers Reports

- i. All board meeting minutes will be uploaded to the website within 1 week after the Board meeting in which they were approved.
- ii. Treasurers Reports
1. All treasurer's reports will be uploaded to the website within 1 week after the Board meeting in which they were approved.

3. Investment

- i. Quarterly Investment reports provided to the Investment Committee by the Charitable Foundation's Investment Advisor will be uploaded to the website within 1 week after the review is made by Investment Committee and the Charitable Foundation Board.

4. Grants

- i. The Grant Cycle Schedule for the Fiscal Year will be posted to the website after review and approval by the Charitable Foundation Board.
- ii. The "Grant Funding Guidelines" and grant documents on the website will be updated with any new or revised material as approved by the Grant Committee

Approved	April 27, 2023
Date First Adopted	January 28, 2021
Date Last Reviewed	April 21, 2026
Next Review Date	October 2026